

Fujitsu General (Thailand) Co., Ltd.



ISO 9001 Certification number: 01 100 075229
ISO 14001 Certification number: 01 104 9245

Fujitsu General (Shanghai) Co., Ltd.



ISO 9001 Certification number: 01 100 79269
ISO 14001 Certification number: CNB312244-UK

Fujitsu General Central Air conditioner (Wuxi) Co., Ltd.



ISO 9001 Certification number: 15917020073R5M
ISO 14001 Certification number: 15918220021R5M

- Specifications and design are subject to change without notice for future improvement.
- For further details, please check with our authorised dealer.
- The products or equipments in this catalogue contain fluorinated greenhouse gases.
- **AIRSTAGE** is a worldwide trademark of FUJITSU GENERAL LIMITED and is a registered trademark in Japan and other countries or areas.
- **PGAL** is a worldwide trademark of FUJITSU GENERAL LIMITED.
- iPhone and iPad are trademarks of Apple Inc., registered in the U.S. and other countries.
- "BACnet" is a trademark or registered trademark of the American Society of Heating, Refrigerating and Air-Conditioning Engineers, Inc.
- "MODBUS" is a registered trademark of Schneider Electric.
- "LONWORKS" and Echelon are trademarks of Echelon Corporation registered in the United States and other countries.
- Other company and product names mentioned herein may be registered trademarks, trademarks or trade names of their respective owners.

• Actual products' colors may be different from the colors shown in this printed material.

Distributed by:

Zagzoog for Home Appliances الزقزوق للأجهزة المنزلية

Info@zagzoog.com ٩٢٠٠٠٤١١١ الرقم الموحد لخدمات العملاء ٩٢٠٠٢٢٧٦٦ الرقم الموحد للشركة
www.zagzoog.com / ZagzoogKSA

FUJITSU GENERAL LIMITED

3-3-17, Suenaga, Takatsu-ku, Kawasaki, Kanagawa, 213-8502, Japan
www.fujitsu-general.com



Copyright © 2008-2023 Fujitsu General Limited. All rights reserved. 6MGS09-2302E

GENERAL

INVERTER

HEAT PUMP VRF CATALOGUE 2023 for Saudi Arabia

FUJITSU GENERAL LIMITED

HEAT PUMP
VRF CATALOGUE
2023
for Saudi Arabia

FUJITSU GENERAL LIMITED

FUJITSU GENERAL Way

Our Mission

Living together for our future

Through innovation and technology, we deliver a brighter future with the peace of mind to our customers and societies around the world.

Our Philosophy

Act Spontaneously

We embrace new challenges by investing in ourselves for personal growth, and through continuous creativity with a spontaneous attitude.

Develop Our Team

We respect and value our people, and optimize their abilities through fostering culture and diversity, and utilizing a collaborative effort focused on communication.

Value Integrity

To achieve our goals, we always act with integrity and shared ethics.

CONTENTS

OUR MESSAGE

OUR HISTORY	4
WORLDWIDE LOCATIONS	6
GLOBAL BUSINESS ACTIVITIES	8
PROJECT REFERENCE	10
GLOBAL DEVELOPMENT & PRODUCTION BASES	12
HIGH QUALITY DEVELOPMENT & PRODUCTION FACILITIES	14

VRF Solutions

OUR SOLUTION FOR ALL PROPERTIES	16
Light Commercial Solutions	18
Commercial Solutions	26

VRF CORE TECHNOLOGY

HIGH ENERGY EFFICIENCY	30
HIGH RELIABILITY	32
DESIGN FLEXIBILITY	34
MORE COMFORT	36
EASY INSTALLATION	38
EASY SERVICE & MAINTENANCE	40

VRF SERIES

VRF LINE-UP	44
-------------------	----

For SMALL BUILDING 46

VRF J-III Tropical Series

Heat Pump type for heating or cooling operation

4 HP - 6 HP 6 Models

- Single phase: 4 HP to 6 HP/3 models
- 3 phase: 4 HP to 6 HP/3 models

For LARGE BUILDING 50

VRF V-III Tropical Series

Production by order

Heat Pump Modular type for heating or cooling operation

8 HP - 48 HP 32 Models

- Space saving combination: 8 HP to 48 HP/21 models
- Energy efficiency combination: 20 HP to 42 HP/11 models

VRF INDOOR UNITS

INDOOR UNITS LINE-UP	58
Compact Cassette	60
Circular Flow Cassette	62
Slim Duct / Slim Concealed Floor	64
Medium Static Pressure Duct	66
High Static Pressure Duct	68
Floor / Ceiling	72
Ceiling	74
Wall Mounted (EEV Internal)	76

VRF CONTROL SYSTEMS

BEST CONTROL SOLUTION FOR EACH PROPERTY	82
CONTROL SYSTEM OVERVIEW	84
COMPARISON TABLE OF CONTROLLERS	86
• Individual Controller	88
• Centralized Controller	96
• Converter / Adaptor	104

VENTILATION

Outdoor-air Processing Unit	114
DX Kit for Air Handling Unit or Fresh Air Handling Unit application	116

VRF OPTION

Pressure Sensor Kit	120
Auto Louver Grille Kit	121
CONTROL SYSTEM LIST	122
OPTIONAL PARTS LIST	124
OPTIONAL PARTS	126
FUNCTION LIST	130
SEPARATION TUBE etc.	132

SUPPORT

VRF SUPPRT	136
HVAC SYSTEM DESIGN SUPPORT TOOL	138
QUICK SERVICE & MAINTENANCE	140
SERVICE TOOL	142
WEB MONITORING TOOL	144

VRF J-III Tropical Series 



VRF V-III Tropical Series 



OUR HISTORY

Overseas Air Conditioning Business since 1971
VRF Business since 2001

FUJITSU GENERAL's VRF Series has been developed based on our long-term air-conditioning technology know-how and was first provided 14 years ago. We have offered a series of products from large homes to large-scale buildings to meet the various market needs.

For Commercial Use

<p>2001 10HP / Heat recovery & Heat pump</p> <p>2003 10HP / Heat recovery & Cooling</p>  <p>S</p>	<p>2007 8 to 42HP / Heat pump</p>  <p>VRF V</p>	<p>2009 High efficiency and Compact design model Extensive lineup from 8HP to 48HP in 2HP increment / Heat pump</p>  <p>VRF V-II</p>	<p>2012 High efficiency and Compact design model 8 to 48HP / Heat Recovery</p>  <p>VRF VR-II</p>	<p>2013 Tropical spec model Extensive lineup from 8HP to 42HP in 2HP increment / Heat pump</p>  <p>VRF V-II TROPICAL</p>	<p>2015 High efficiency and large capacity model, Extensive lineup from 8HP to 54HP in 2HP increment / Heat pump</p>  <p>VRF V-III</p>	<p>2016 Tropical spec model Extensive lineup from 8HP to 54HP in 2HP increment / Heat pump</p>  <p>VRF V-III TROPICAL</p>
---	--	--	---	---	---	--

For Residential & Light Commercial Use

<p>2004 Small VRF Series is released. 6HP / Heat pump</p>  <p>VRF J</p>	<p>2011 High efficiency and small capacity model 4HP to 6HP / Heat pump</p>  <p>VRF J-II</p>	<p>2014 High efficiency and compact design model 4HP to 6HP / Heat pump</p>  <p>VRF J-IIS</p>	<p>2016 High efficiency and small capacity model 4HP to 6HP / Heat pump</p>  <p>VRF J-III</p>
--	---	--	--

VRF J-III TROPICAL

Tropical spec model
High efficiency and compact design model
4HP to 6HP / Heat pump



VRF J-III L

High efficiency and compact design model
10HP to 12HP / Heat pump



AIRSTAGE™ History

1936 Established as Yaou Shouten Ltd. - 2016

2017

1936
Established as Yaou Shouten Ltd.
1971
Air conditioner exports to Middle East.

Certification Acquisition of ISO14001

1998 : Fujitsu General (Shanghai) Co.,Ltd.
1999 : Fujitsu General (Thailand) co.,Ltd.
2002 : FGA (Thailand) Co.,Ltd.
2006 : Fujitsu General Central Air-conditioner (Wuxi) co.,Ltd.

New Product Initiatives
Fujitsu introduced inverter technology
which used R410A refrigerant.



RoHS Compliant
Restriction of Hazardous Substances (ROHS) is
an EU directive on the restriction of the use of certain
hazardous substances in all consumer electrical and
electronic equipment.



DC Inverter Compressors
Use of 100% inverter driven
DC compressors.



WORLDWIDE LOCATIONS

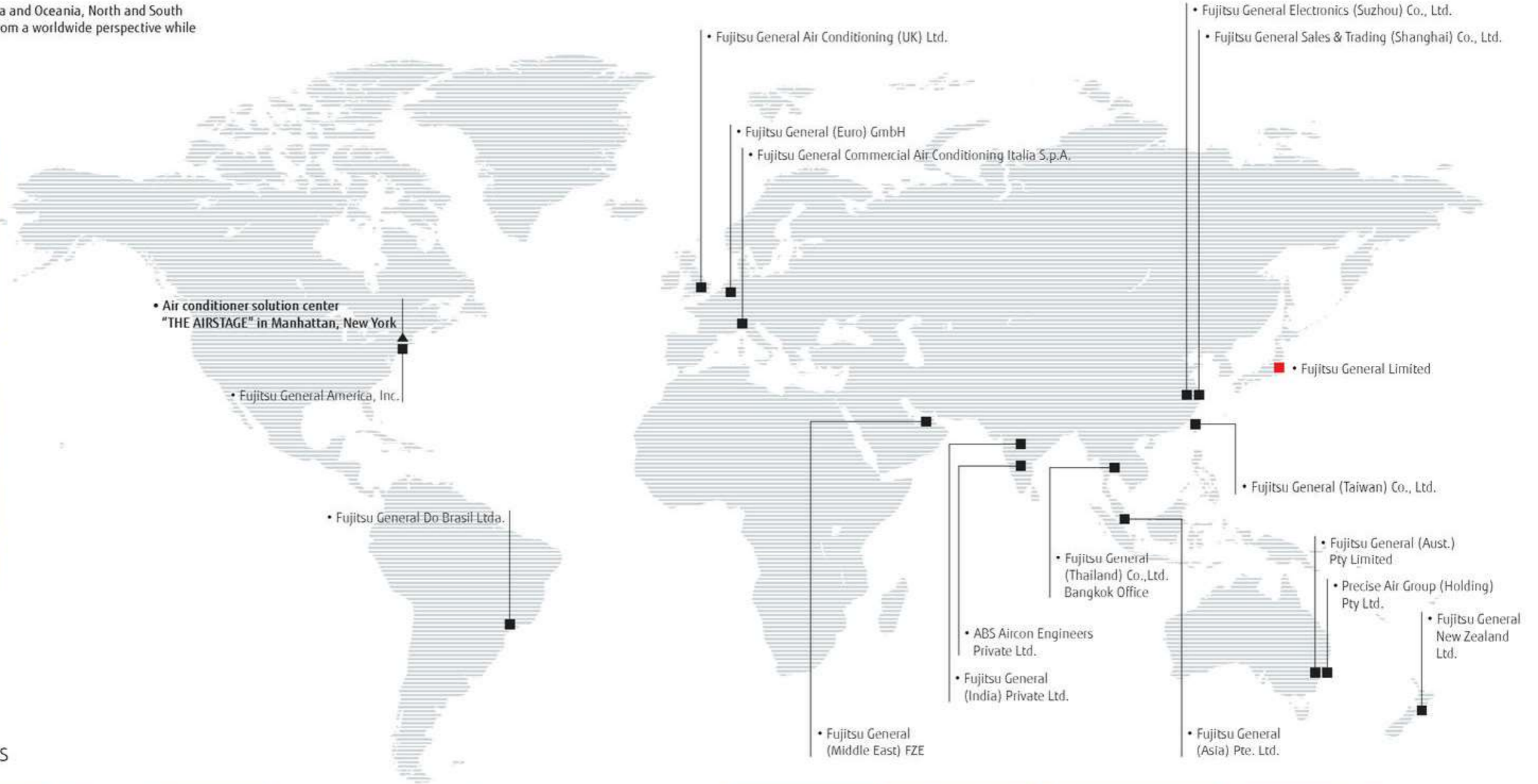
Under a system of five bases in Europe, the Middle East, Asia and Oceania, North and South America, and Japan, the company promotes Globalization from a worldwide perspective while emphasizing the actual conditions in each region.



JAPAN Head Office



Technology research building (Japan)



15 Overseas Sales Companies



Fujitsu General Sales & Trading (Shanghai) Co., Ltd.



Fujitsu General (Taiwan) Co., Ltd. (Taiwan)



Fujitsu General (Thailand) Co., Ltd. Bangkok Office (Thailand)



Fujitsu General (Asia) PTE. Ltd. (Singapore)



Fujitsu General (EURO) GmbH (Germany)



Fujitsu General Air Conditioning (UK) Ltd. (U.K.)



Fujitsu General Commercial Air Conditioning Italia S.p.A. (Italy)



Fujitsu General (India) Private Ltd. (India)



Fujitsu General (Aust.) Pty Ltd. (Australia)



Precise Air Group (Holding) Pty Ltd. (Australia)



Fujitsu General New Zealand Ltd. (New Zealand)



Fujitsu General (Middle East) FZE (U.A.E.)



ABS Aircon Engineers Private Ltd. (India)



Fujitsu General Do Brasil Ltda. (Brasil)



Fujitsu General America, Inc. (U.S.A.)



FUJITSU GENERAL SOLUTION CENTER "THE AIRSTAGE" (U.S.A.)

GLOBAL BUSINESS ACTIVITIES

We have been recognized for our activities in advertising, human resource development and customer service, as well as for our community-based social contribution activities in each region, winning numerous awards and achieving a high level of customer satisfaction.



North and South Americas



AHR Expo



HVAC trade shows in Brazil



Distributor conference in USA



Call center

Middle East




Exhibition



Training in Kuwait



Technical seminar



New product seminar in UAE

Europe



HVAC trade show in Germany



Training in Germany



HVAC trade show in Germany



Training seminar in Italy



Event in the United Kingdom

Oceania



HVAC trade show in Australia



Launch event in New Zealand



Launch event in New Zealand

Asia



Thanksgiving party in Taiwan



Training in India



Opening ceremony in India



New product presentation seminar in Singapore



Service training in Vietnam

International authoritative design awards



The NEWS Dealer Design Awards



Gold Award (Category: HVAC & PLUMBING) in Reader's Choice Awards



TOP OF MIND 2016 First prize in "MARCA DE EQUIPAMENTO DE AR-CONDICIONADO" category of "CLIMATIZACAO" division



Superbrands is the world's largest independent arbiter of branding.



The iF Product Design Award is given annually by iF International Forum Design GmbH for industrial products from around the world.



The Plus X Award is the world's largest innovation award for technology, sports and lifestyle.



reddot winner 2020

A product design competition that has been held since 1955. Products that win the award are given the "Red Dot" seal, a sign of international recognition of quality.



ProductReview.com.au's annual awards are selected from products and services that have been well-rated by the ProductReview community.



Voted by Australians as the "Most Trusted Brand" - Air Conditioning Category 5 Years Running



China State Construction Engineering Luban Prize



The Good Design Award is an award sponsored by the Japan Institute of Design Promotion, and is given once a year to items of outstanding design.

PROJECT REFERENCES

Introduced in
over 50 countries worldwide

Highly popular for their excellent quality, energy efficiency, and ease of installation, Fujitsu General's products are installed in a wide range of buildings around the world, including high-rise office buildings, stores, hotels, public facilities, schools, hospitals, and residences.



For Light commercial use

- 1 Shop in Europe
- 2 Factory in Europe
- 3 School in Asia
- 4 Hospital in Asia
- 5 Office in Asia
- 6 Shop in Oceania
- 7 Office in Oceania
- 8 School in the Middle East
- 9 Public facility in the United States



For Commercial use

- 10 Public Square in Asia
- 11 Office in Asia
- 12 Hotel in Asia
- 13 Public facility in Asia
- 14 Apartment in Oceania
- 15 Apartment in Oceania
- 16 Hotel in the Middle East
- 17 Hotel in the Middle East



For Residential use

- 18 Villa in the Africa
- 19 Residence in Oceania
- 20 Residence in the United States
- 21 Villa in the Middle East



GLOBAL DEVELOPMENT & PRODUCTION BASES

We have established R&D bases in five countries from Japan, Europe, Asia, China, and North America to pursue environmental properties and comfort according to the needs of each region.

- Head office
- R&D center
- Manufacturing companies



R&D center & Technology Research Building



R&D center in Fujitsu General (EURO) GmbH (Germany)



North America R&D Center (USA)



Fujitsu General Air Conditioning R&D (Thailand) Co., Ltd. (Thailand)



R&D center in Fujitsu General (Shanghai)



JAPAN Head office, R&D center and 60 m height difference testing tower (Japan)

Technology research building in Japan Head office



Constructing IoT-based manufacturing
 We are implementing a real-time IoT-enabled system to immediately visualize and analyze various information such as facility operating status, assembly line production progress, and parts inventory and transportation status. This will further enhance the accuracy of production and shipping forecasts in the Head Office and factory management departments. The system will also help improve activities by employees at production sites, with the aim of improving the efficiency of the production process, the efficiency of parts distribution operations, and the utilization rates of the facilities.

Overseas manufacturing companies



Fujitsu General (Shanghai) Co., Ltd. (China)



F.G.L.S Electric Co., Ltd. (China)



Fujitsu General Central Air-conditioner (Wuxi) Co., Ltd. (China)



Fujitsu General Electronics Ltd. (Japan)



Fujitsu General (Thailand) Co., Ltd. (Thailand) Factory-2



Fujitsu General (Thailand) Co., Ltd. (Thailand)



Fujitsu General Air Conditioning R&D (Thailand) Co., Ltd. (Thailand)



FGA (Thailand) Co., Ltd. (Thailand)



TCFG Compressor (Thailand) Co., Ltd. (Thailand)

HIGH-QUALITY DEVELOPMENT & PRODUCTION

Advanced Research Facilities and Equipment

Performance tests



Airflow measurement room
Measure the airflow of air conditioners, from compact room air conditioner models to variable refrigerant flow (VRF) systems.



Calorimeter
Measure the temperature, humidity, and airflow at the inlet and outlet of the air conditioner to evaluate its cooling and heating capacity.



Silent room
Measure the operating sounds of air conditioners on walls and ceilings with reduced sound reflection.

Fujitsu General is one of Japan's leading manufacturers with R&D centers in Japan. The research and development conducted in these facilities contributes to providing our customers with the highest quality and performance.

Reliability tests



Constant temperature room
Verify product performance in cooling and heating operations under various temperature and humidity conditions.



Practical test room
Check whether the performance of the air conditioner can be sustained under the conditions of the actual housing environment.



Shower test room
Check if the electrical box of the outdoor unit is protected from strong wind and rain, such as during a typhoon.

Transportation and Handling Tests



Compressibility test



Vibration test



Technology research building in Japan Head office

Testing laboratory

Fujitsu General EMC Laboratory Limited



60-m Height Difference testing tower

Tests oil circulation in a compressor for reliability.



FACILITIES

Certification of ISO 9001 and ISO 14001

■ ISO 9001
■ ISO 14001
() Number of companies

The Group's 5 overseas production subsidiaries are individually certified with ISO 9001 and ISO 14001. The Group's 11 overseas sales subsidiaries have been certified with ISO 14001 since 2012.



Product Quality Assurance

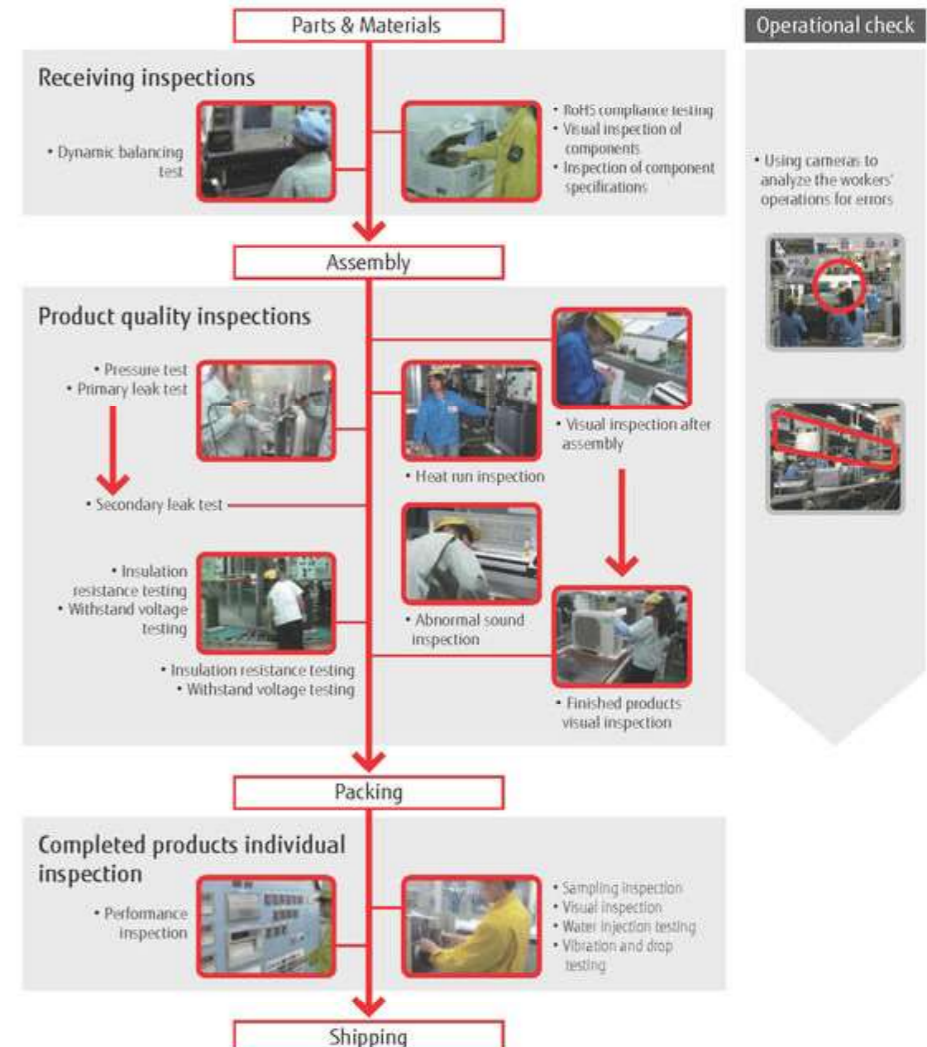
All Fujitsu General plants are ISO 9001 certified and operate under a unified quality control system. We deliver to customers all over the world high-quality products that have passed stringent quality inspections.

Receiving inspection

We require all our parts suppliers to submit test reports to ensure that all parts we receive from them meet our quality standards. Our in-house test department inspects incoming parts to ensure their compliance with RoHS as required by the EU. We also conduct 100% inspection of main parts to prevent defective parts from making it to assembly lines.

Quality inspection of products

We carry out stringent quality inspections in all production processes performed in our plants. To keep the quality of our products high, inspectors check their quality from start to finish on production lines.



OUR SOLUTION FOR ALL PROPERTIES

Fujitsu General provides the best solutions suitable for properties.

Solution Point

We provide Fujitsu General total solutions for the property unique needs.



Target Property



LIGHT COMMERCIAL

For Small offices, Hotels, School, Shops and Restaurant etc.

We offer comfortable and economical air conditioning systems focused on small to medium-sized buildings.



COMMERCIAL

For Large Building

We provide single and modular type VRF systems designed for high efficiency, comfort, freedom of design, easy installation and high reliability.



Light Commercial

APARTMENT, VILLA

Fujitsu General offers the small VRF system to match from large living rooms to bedrooms for apartment and villa.



APARTMENT



VILLA



Large space air conditioning in a family room



High Static Pressure Duct



Small space air conditioning

Various ranges of low capacity indoor units to suit small space such as a guest room



Compact Wall Mounted

Comfortable dining air conditioning with powerful airflow



Large Wall Mounted

Large space air conditioning in the dining and living room



Medium Static Pressure Duct

Small space air conditioning

Space saving
Slim duct type with 198 mm height. This can be installed in narrow ceiling space easily.



Slim Duct

Light Commercial

HOTELS

Fujitsu General provides perfect total air conditioning systems that take into account comfort, energy saving, external appearance, safety and easy installation for small low-rise hotels.



Large space air conditioning in the reception and lobby

Ultra-large duct type single split system suitable for large spaces with high ceilings



Ventilation of the whole hotel supported

Outdoor air processing is essential in hotel spaces with a high degree of airtightness. The DX Kit can link up with air conditioners to ensure sufficient ventilation. This system can be expanded.



EEV unit Control unit

Simple Remote Controller with sophisticated design

Suitable for hotels or offices as it is easily operated with no complex functions. Large LCD screen & simple operation buttons White colored backlight on monitor enable easy operation in dark.



System controller

Centralized control of air conditioning in shared spaces

Air conditioning in shared spaces such as lobbies and hallways is controlled centrally. Temperature and operating conditions can be managed without the adjustment by guests.

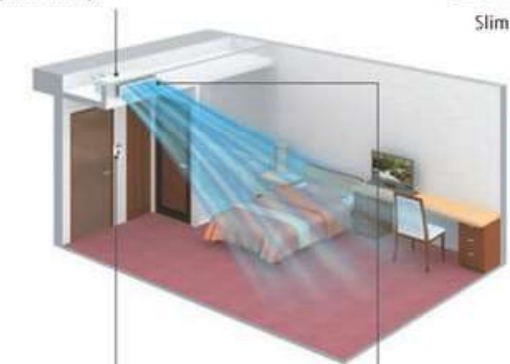


Guest room air conditioning with excellent comfort, energy saving and easy installation

Space saving
Slim duct type with 198 mm height. This can be installed in narrow ceiling space easily.



Slim Duct



Card key switch available
Using the card key prevents you from forgetting to switch off the air conditioner.

Comfortable airflow that switches up and down air directions
The Auto Louver Grille Kit achieves comfortable airflow by adjusting the air direction.



Use of an external connect switch

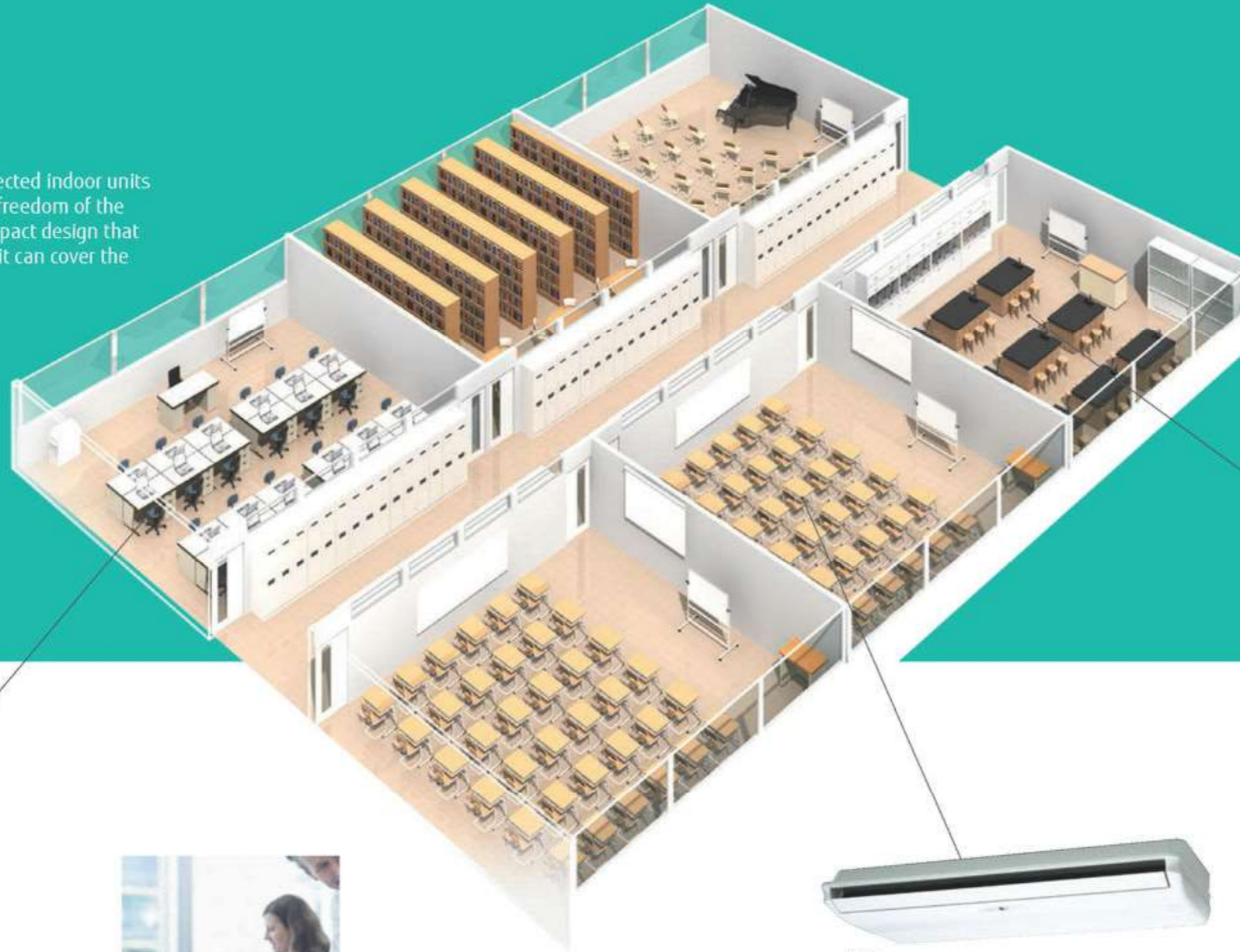


Auto Louver Grille Kit

Light Commercial

SCHOOL

Fujitsu General provides the optimal number of connected indoor units for mid-sized educational institutions. The degree of freedom of the installation location selection is improved with a compact design that minimizes the installation area. Even one outdoor unit can cover the entire school building.



Comfortable room air conditioning without airflow feeling


Circular Airflow Cassette blows out in all directions without temperature unevenness



Individual airflow direction control to prevent people from being exposed to airflow



Energy saving operation when there are no people by linking up with human sensor



Human sensor (Option)



Ceiling



Cassette Circular Flow



Wall Mounted

Various indoor units

We have a lineup of indoor units that can also support complex applications - from normal classrooms to special classrooms and auditoriums. Air conditioners can be also added easily.



Central Remote Controller UTY-DCGGZ2

Centralized remote controller with improved operability

Temperature management of each room and one week operation control management/settings are supported easily. This controller makes energy saving management possible with upper/lower temperature limit settings and operation prohibited settings.



PC



Router

Fixed IP, IP forwarding and open Port required



Control and monitoring

The same management as with the main unit is possible even if you are at your desk. Non-administrators can also operate the air conditioners with a PC, Smartphone or tablet.



Tablet PC

Smartphone

iOS, Android and/or Windows



Light Commercial

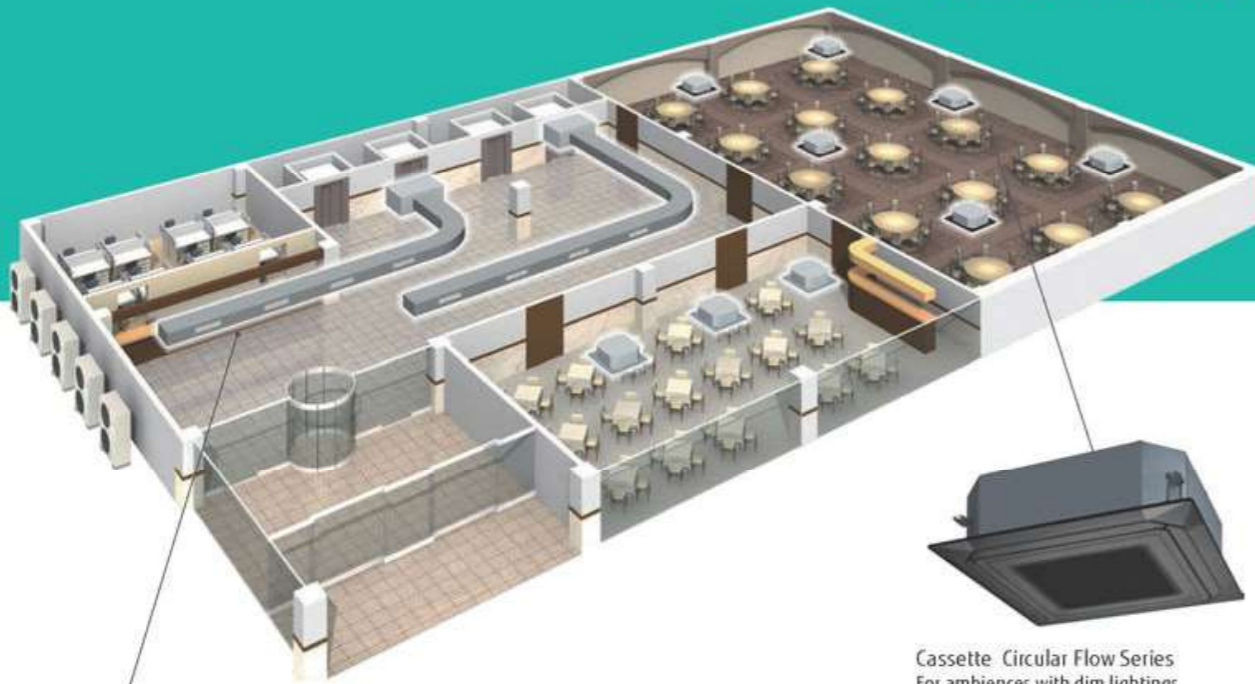
RESTAURANT, SHOPS

Fujitsu General provides perfect total air conditioning systems that offer smooth support by tenant, by purpose and by customer visit frequency in shops and restaurants with multiple lighting and a high density of customers.



RESTAURANT

SHOPS

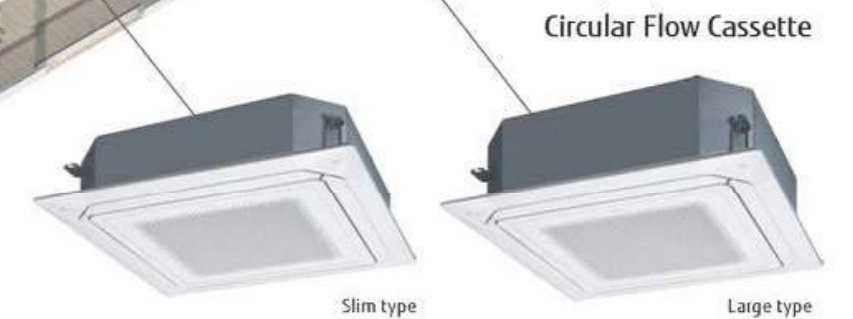


Cassette Circular Flow Series
For ambiances with dim lightings




Color variations by two panels

Both black and white panels are available for Cassette type. Black panel is suitable for the dark place such as a restaurant with atmosphere. White panel is usually used at bright areas such as offices. (Available to single split and VRF indoor units)



Uniform temperature air conditioning

Achieve a comfortable air conditioning spread to every corner of the room by circular flow & wide vertical airflow.



Appropriate air conditioning in the atrium space

Appropriate air conditioning of the high ceiling and glass-sided atrium space with a large duct system



High Static Pressure Duct



Commercial

LARGE BUILDING

Fujitsu General provides modular type VRF systems that seek high efficiency, comfort, design freedom, easy installation and reliability for skyscraper buildings.



Individual air conditioning system for large buildings

VRF Series lineup to meet various needs such as energy saving-orientated models and models compatible with a high outdoor air temperature of 52°C



VRF V-III Tropical Series

- 8 HP - 48 HP 32 Models
- Space saving combination: 8 HP to 48 HP/21 models
- Energy efficiency combination: 20 HP to 42 HP/ 11 models


Centralized control of both air conditioning and lighting

It is possible to perform centralized control to stop the operation of lighting and ventilation equipment in addition to air conditioner. This is useful in energy saving management over the whole building.



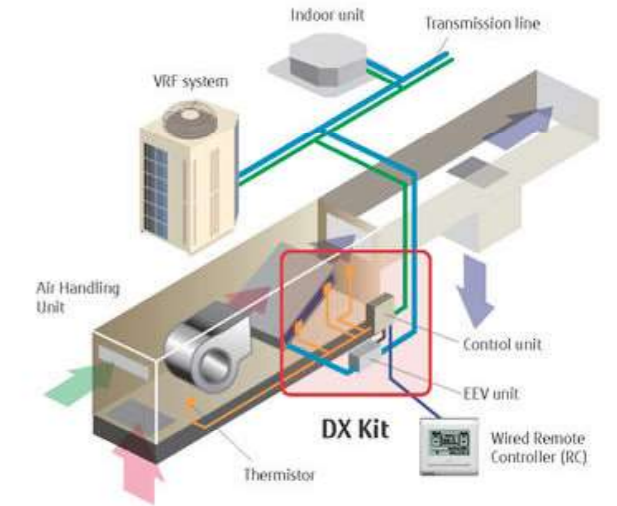
Unique Circular Flow design

New Cassette type realizes Circular Flow to blow large airflow in 360° direction by mounting high performance DC fan motor, new turbo fan and unique seamless airflow louver design.



Ventilation(AHU) linked with VRF system

Fujitsu General's DX Kit enable other manufacture's air handling units (AHU) to be incorporated into a Fujitsu VRF system. Possible to control comfortable air conditioning and ventilation.



Difference in height Up to 110 m

The height difference between the outdoor unit and the indoor unit is usually 50 m for the V-III Series, but by installing the pressure sensor kit it is possible to expand it to 110 m. (*This product can be used connected only V-III tropical Series.)



VRF CORE TECHNOLOGY

HIGH ENERGY EFFICIENCY

HIGH RELIABILITY

DESIGN FLEXIBILITY

MORE COMFORT

EASY INSTALLATION

EASY SERVICE & MAINTENANCE

VRF systems can be designed to create an air conditioning solution to suit most buildings requirements.

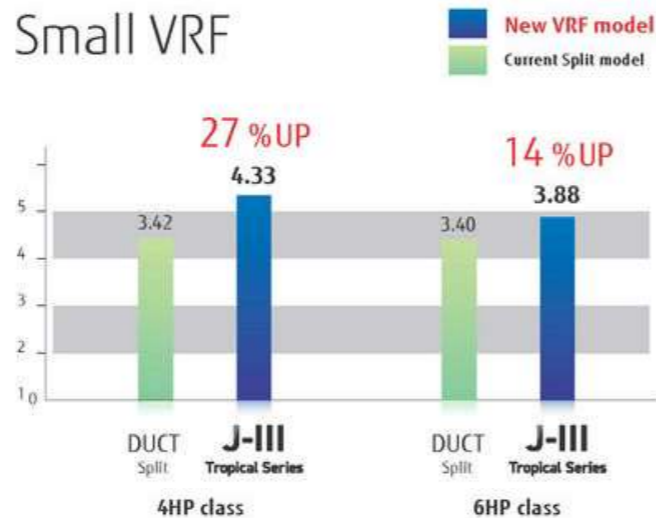
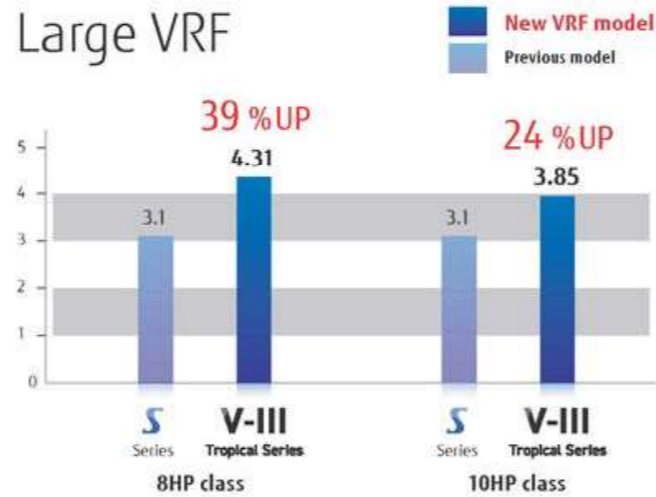
VRF Systems can be designed to effectively provide an air conditioning solution from a large domestic residence through to a large scale commercial building.

HIGH ENERGY EFFICIENCY



Highly Energy Efficiency

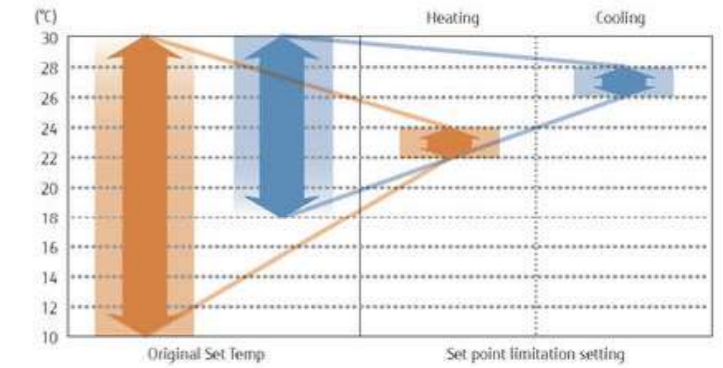
Significantly efficiency is improved by using DC twin rotary compressor, inverter technology, and large heat exchanger.



Operation Performance is Efficiently Controlled.

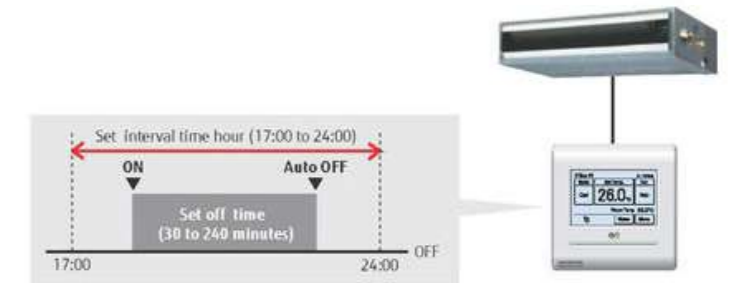
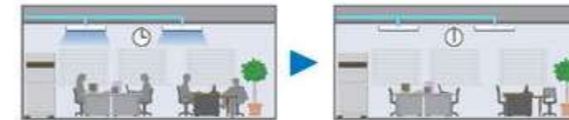
Room temperature set point limitation

The minimum and maximum temperature ranges can be limited, which provide further energy saving while maintaining the comfort of the occupants.



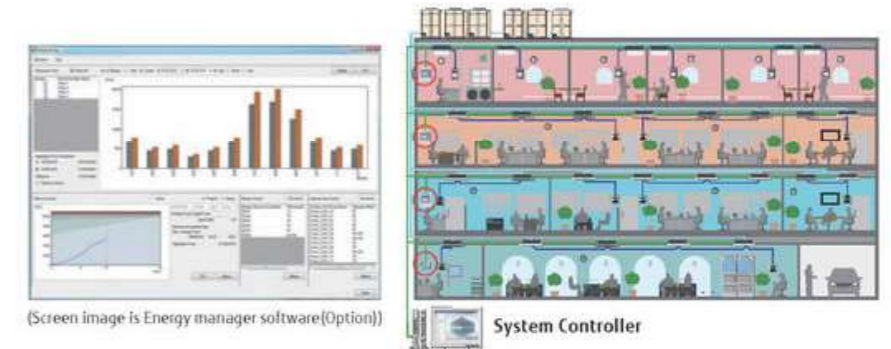
Auto-off timer

New wired remote controller is equipped with an OFF timer function that automatically stops operation when a fixed time has elapsed from the start of operation. This prevents waste of energy. Furthermore a new wired remote controller can set up the interval of time in case operation stops.



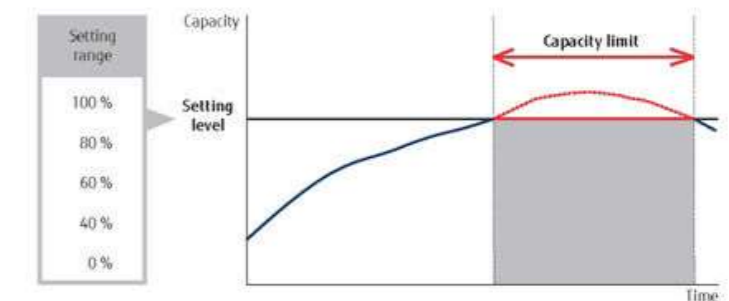
Energy saving management

A variety energy saving operations can be set and managed depending on the season, weather, and time period. Excellent energy saving operation is performed by using System Controller.



Capacity limit operation

Operation capacity can be set in 5 steps for rated capability. The power consumption at peak is cut down and the maximum load is suppressed.



HIGH RELIABILITY



Heavy anti-corrosion treatment design

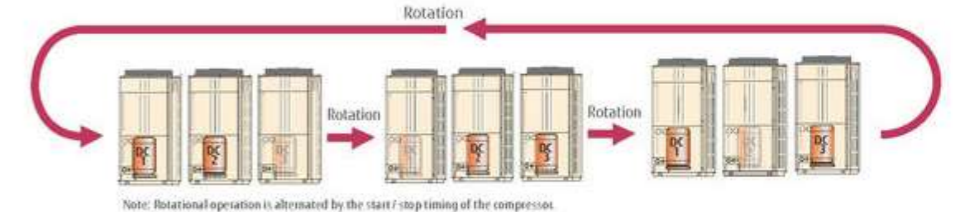


Take special notice of the following in order to enhance the anti-corrosion effect.

- Keep the unit free of direct sea breeze as much as possible by installing a windshield plate or placing the unit on the leeward side of the building.
- Arrange the unit so that any salt attached to the enclosure can be washed away by rain.
- Any water left on the bottom of the outdoor unit can increase corrosion. To prevent interference with the water drain, be careful of the tilting angle of the unit.
- Wash the enclosure regularly with water to remove any salt attached.
- Repair any damages on the unit (i.e. scratches) caused during installation or maintenance.
- Check the condition of the unit regularly. (If necessary, retreat the unit for anti-corrosion or make parts replacements.)
- Make sure the drainage is secured at the foundation.

Life-extending operation

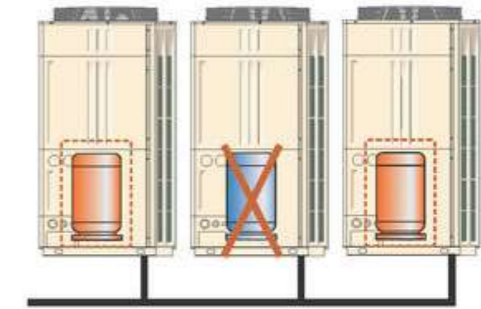
Outdoor unit rotational operation
The compressor starting order is rotated so that the running time is shared.



Backup operation

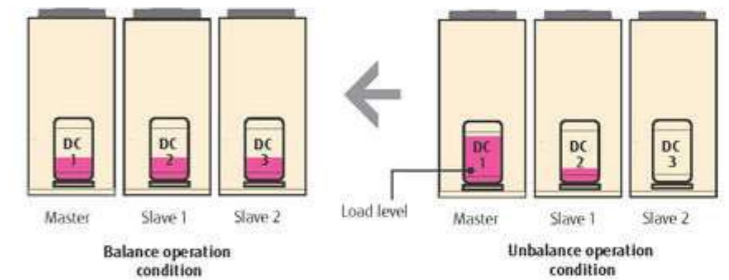
If one compressor fails, backup operation will be performed by the remaining compressors*.

NOTE: Need to change the Outdoor unit setting in order to perform the Backup Operation



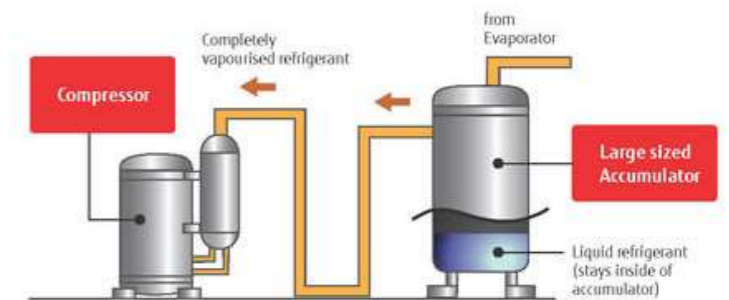
Advanced refrigerant control

Innovative compressor control logic has been introduced in order to balance the refrigerant mass flow rate of each outdoor unit by controlling the inverter speed.



Liquid flow back protection

By adopting a large sized accumulator, the not completely vapourised refrigerant stays inside of the accumulator to ensure no liquid refrigerant is being fed into the compressor.



Oil Recovery operation

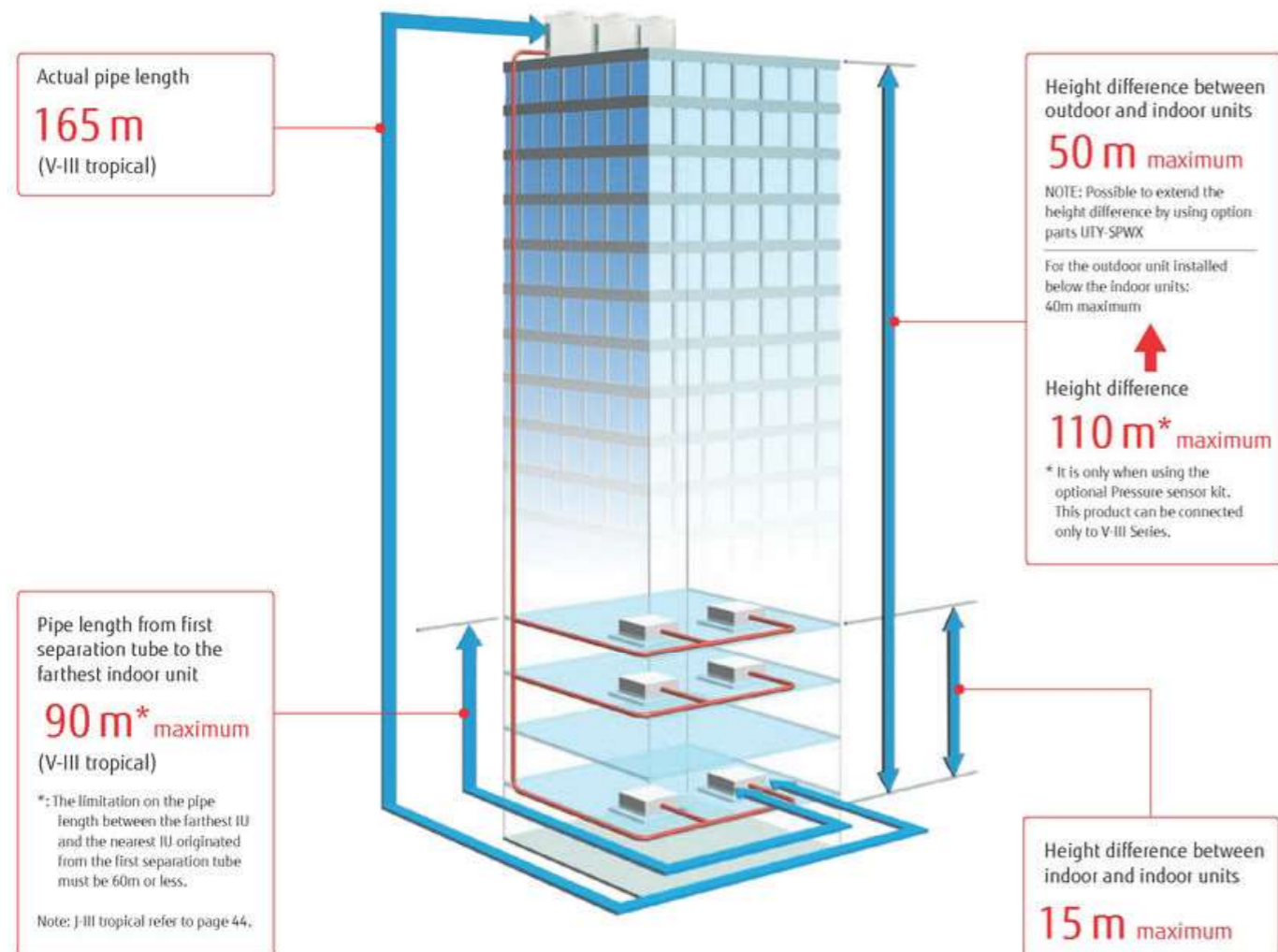
Periodic oil recovery operation is done automatically in order to feed back oil from the indoor unit to compressor.

DESIGN FLEXIBILITY



Overall piping length 1,000 m
(For V-III tropical)

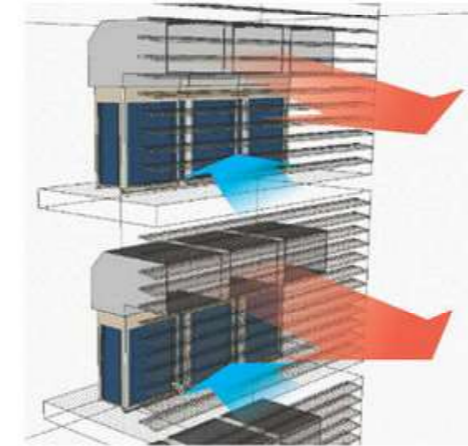
Total pipe length
1,000 m maximum



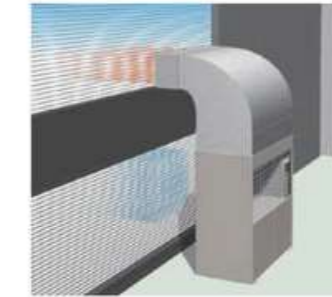
High static pressure

The outdoor unit can have a condenser hood easily connected with a static pressure of 82Pa. This allows outdoor units to be installed within plant rooms in high rise buildings.


Powerful discharge air prevents a short-circuit.



Previous model



V-III tropical



82 Pa
(V-III tropical)

Large diameter fan and DC motor has been utilized allowing an external static pressure of 82Pa. This is approximately 2.6 times greater than the previous model.

High capacity connection

VRF V-III Tropical Series

8HP-48HP
32models



Connectable indoor unit capacity range
50 % to 130 %

Connectable indoor unit number
up to 55

VRF J-III Tropical Series

4HP-6HP
6models



Connectable indoor unit capacity range
50 % to 130 %

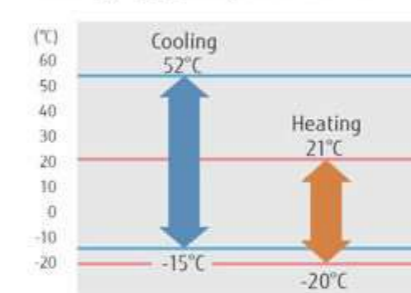
Connectable indoor unit number
up to 9

High ambient operation design

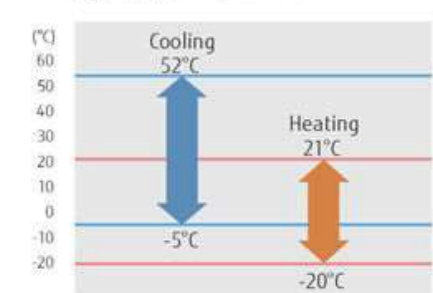


Installation in extreme temperature conditions is possible due to an increase in operational range.

VRF V-III Tropical Series



VRF J-III Tropical Series



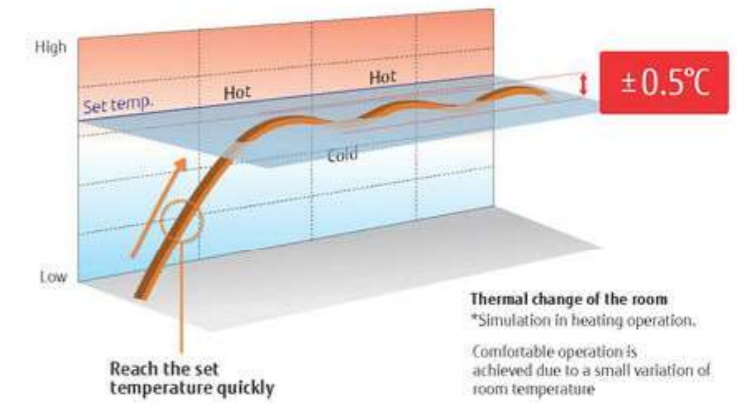
*. Note : When a multiple outdoor unit connection is used, operating range is from -5°C to 52°C in cooling.

MORE COMFORT



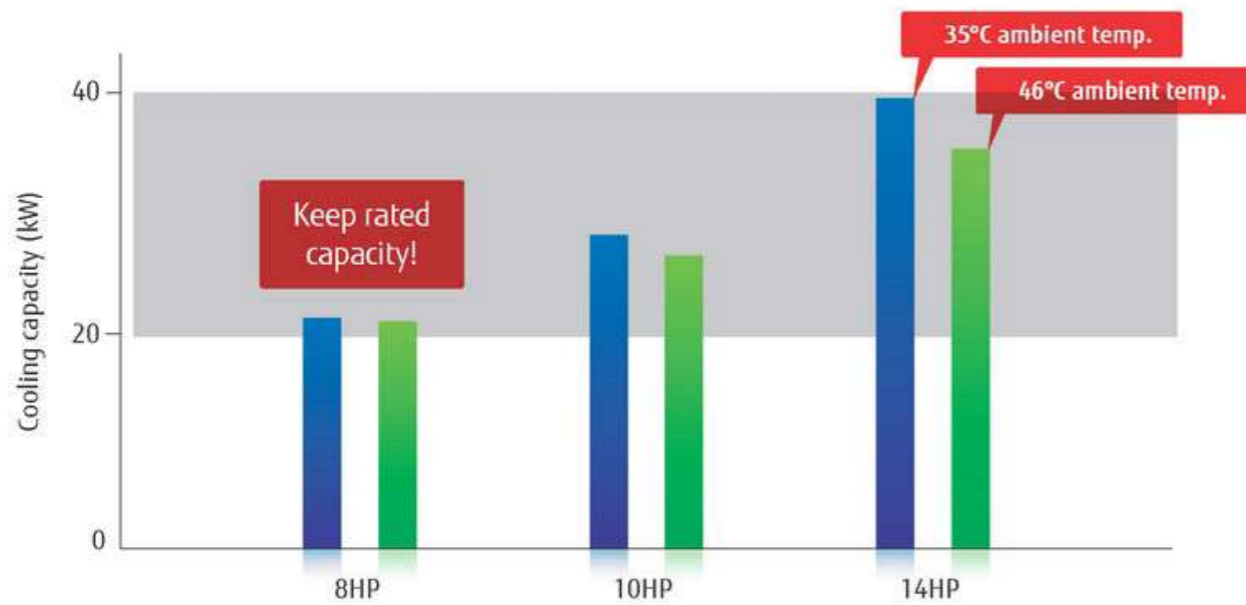
Precision refrigerant flow control

Precise and smooth refrigerant flow control is achieved by using a DC Inverter control in conjunction with individual indoor unit electronic expansion valve control. This allows high precision comfortable temperature control of $\pm 0.5^{\circ}\text{C}$.



Powerful cooling capacity design

High cooling power has been realized by adopting large heat exchanger, high capacity DC inverter compressor, sub-cooler equipment, etc.

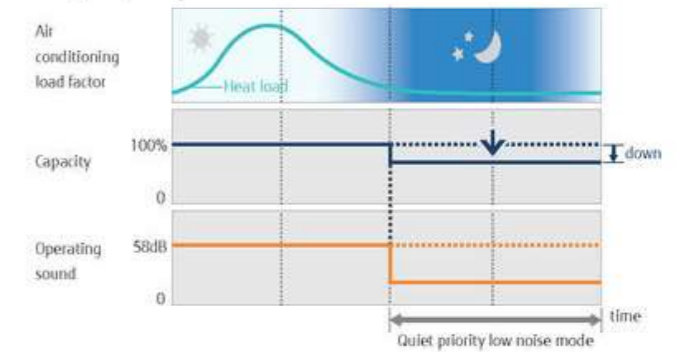


Quiet operation

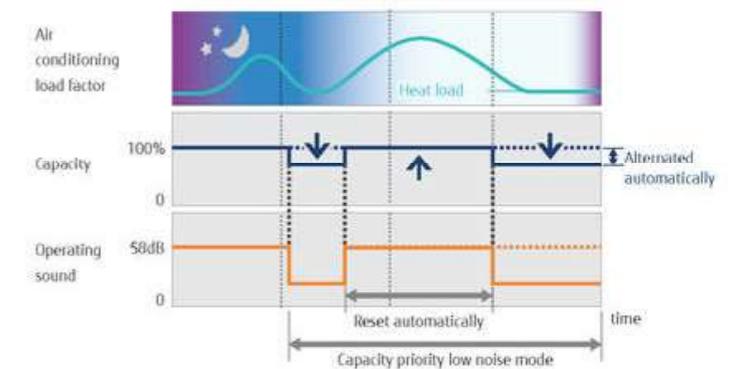
Low noise mode

Two low noise modes can be selected automatically by quiet priority setting and capacity priority setting depending on the indoor environment and outside temperature load. This feature can be controlled via outdoor unit external input and/or system controller.

Quiet priority setting



Capacity priority setting



Touch Panel Wired Remote Controller

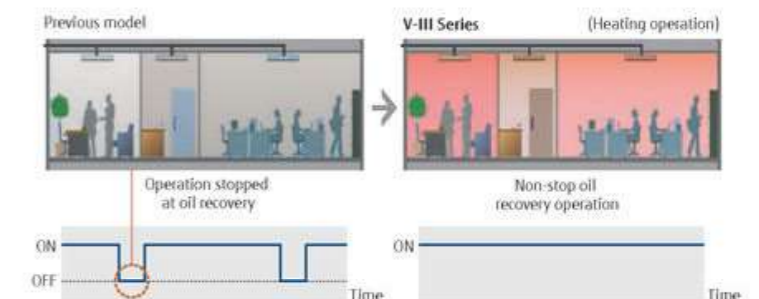
The new wired remote controller has an easy to use LCD touch panel. This new controller has a back light function and can easily control the air conditioner which provides a better energy saving operation of the air conditioner.



Non-stop oil recovery operation

A comfortable room condition is maintained during oil recovery mode because the product continues to operate without stopping the cooling or heating operation.

*: VRF VR-II Series is not available.



EASY INSTALLATION

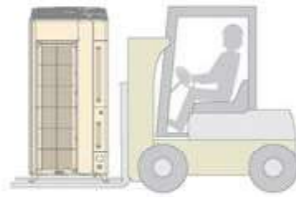


Easily transported

Easily craned using lifting belt hooks
Design of outdoor unit allows for lifting straps to be used



Transporting by forklift
Transport with forklift is possible.

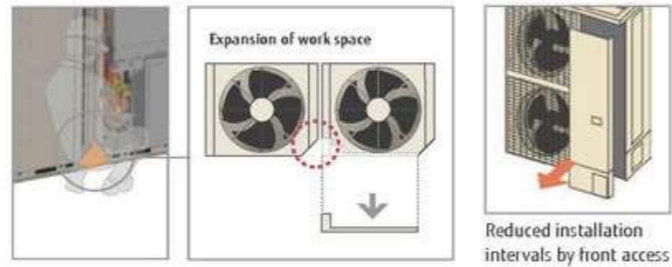


Can be transported in a small elevator



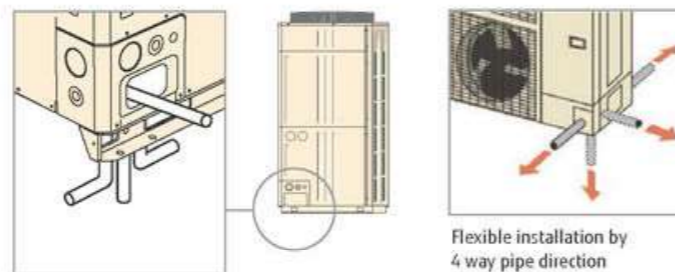
Easy access

By adopting a L-Shape front panel that can be removed, the work space for installation and service has been significantly expanded by this new design. For multiple installations, work is performed easily and efficiently even in a narrow space.



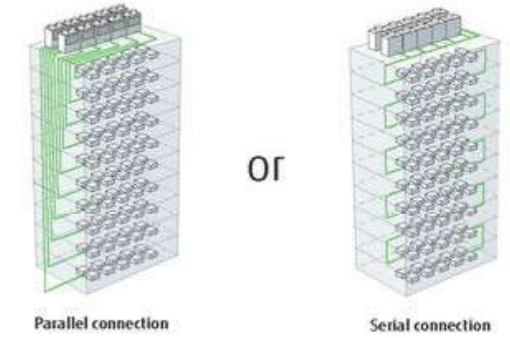
Flexible piping connection

Piping and wiring are available to the front, left and right, and bottom.



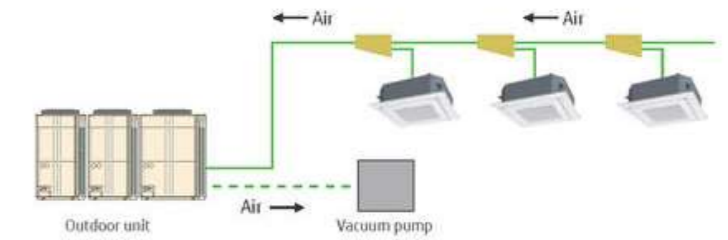
Simple wiring work

Installation of the wiring systems is made easier as the communication wiring can be installed continuously between the indoor, outdoor and RB units.



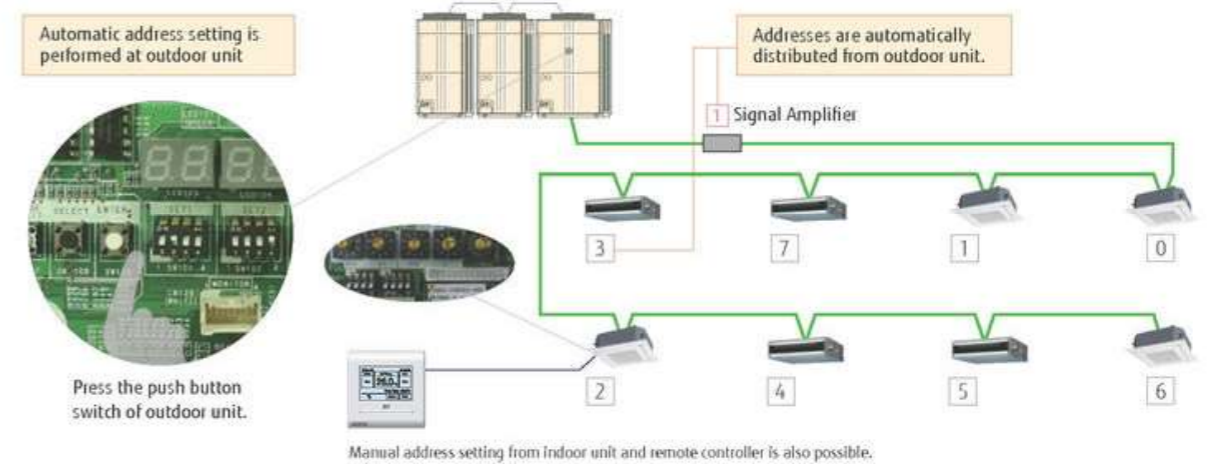
Easy evacuation - using vacuum mode function

The vacuum mode function enables all expansion valves of indoor units to be fully opened, making it easy to evacuate all the air inside pipe lines and indoor units.



Automatic address setting

The address of the indoor unit, RB unit and signal amplifier can be set through the automatic function setting on the outdoor unit PCB.



Easy commissioning by Service Tool

Service tools can be used to check the refrigerant temperature, pressure, and the operating status of the electronic expansion valve, making it easy to determine whether the units are connected properly.



EASY SERVICE & MAINTENANCE



Design for Easy Maintenance

7 segment LED is used to make it easy to check the details about the function setting status, refrigerant temperature, pressure, compressor operation time, and other factors for each model to make it easy to perform self-diagnostics.



Easy to read 7-segment LED : Confirm detailed operational and error status without using any specific equipment.



7-segment LED

- Operation mode status
- Discharge temperature/Pressure status
- Compressor operation indication
- Address/type/number of outdoor unit

Movable PCB panel
Easier for maintenance work behind the PCB



Error status can be checked easily via the indoor unit wired controller

An error code is displayed on a liquid crystal screen.

Wired Remote Controller

Simple Remote Controller

Wired Remote Controller (Touch panel)

No.	Date	Time	Address	Code	Page
1	2012/7/20	11:55AM	002-01	143	1/2
2	2012/7/20	8:55AM	002-02	143	1/2
3	2012/7/20	8:55AM	002-02	143	1/2
4	2012/7/20	11:55AM	002-01	143	1/2
5	2012/7/20	11:55AM	002-01	143	1/2
6	2012/7/20	11:55AM	002-01	143	1/2

Error status can be checked easily by outdoor unit display

8E22 ↔ **8840** Error and quantity annunciation

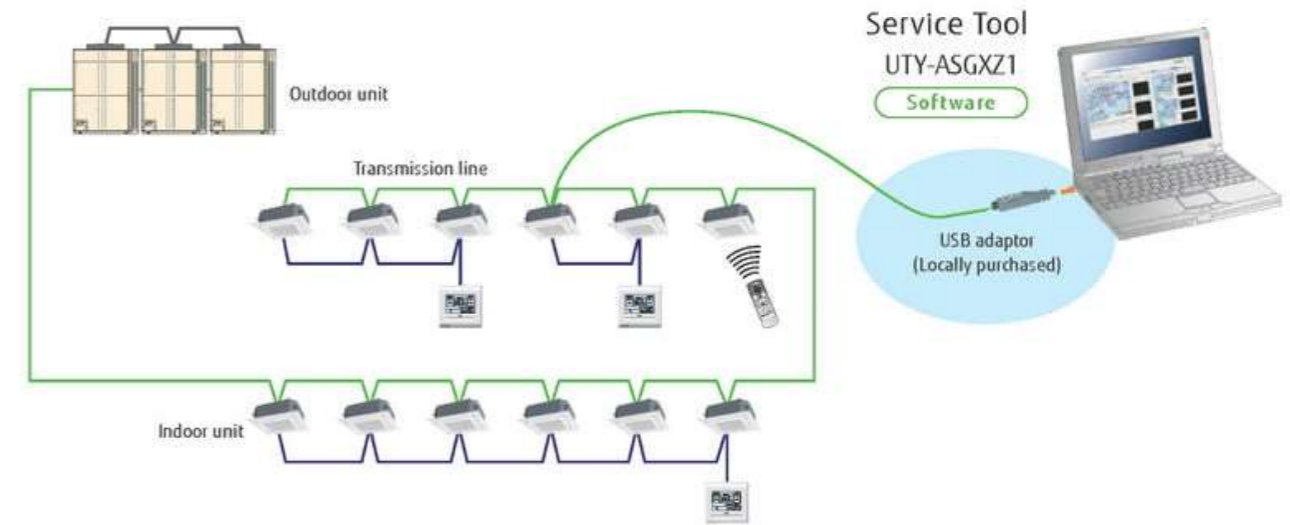
8733 Error code

AE33 Abnormal indoor unit address

Error diagnosis by Service Tool

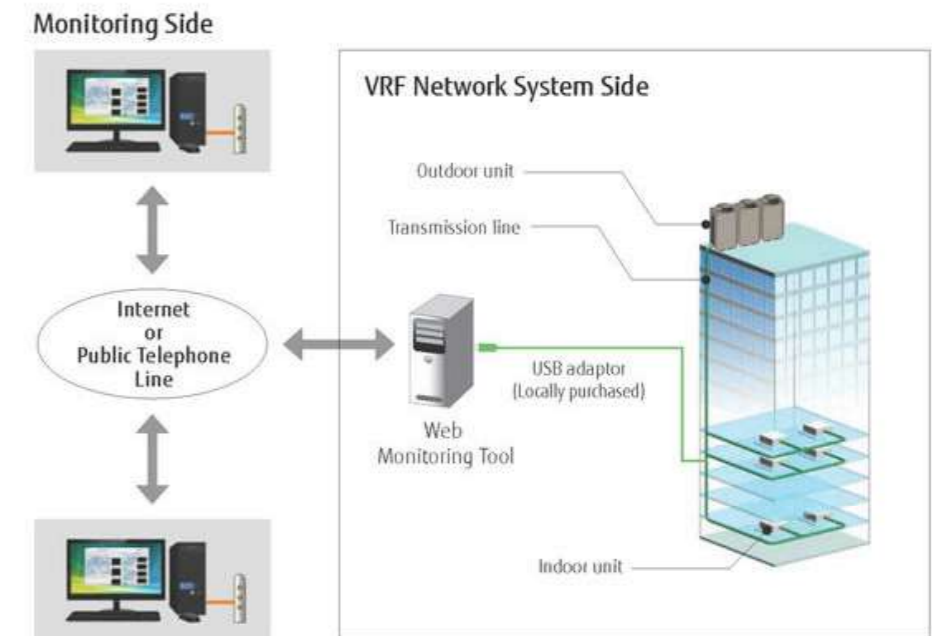
Connection to Service Tool

- Detail operation status and recent error history can be checked and analyzed by using the Service Tool.
- Last 5 min. operation memory can be also be recorded.



Remote monitoring

The Web Monitoring system allows you to view system operation anytime over the internet, ensuring issue free operation. The operating VRF network system in the building can be monitored real time over the Internet.



VRF OUTDOOR UNITS

VRF LINE-UP

HEAT PUMP TYPE J-III TROPICAL Series

HEAT PUMP TYPE V-III TROPICAL Series








































The VRF (V-III tropical & J-III tropical) has a total of XX models to meet the building Air-conditioning requirement

VRF Systems can be designed to effectively provide an air conditioning solution from a large domestic residence through to a large scale commercial building.

VRF LINE-UP

Fujitsu General provides multi air conditioning systems for buildings VRF Series matched to the size and application of the property.

Outdoor units range

HP	4	5	6	8	10	12	14	16	18	20	22	24	26	28	30	32	34	36	38	40	42	44	46	48	
BTU/h	36,000	45,000	54,000	72,000	90,000	108,000	126,000	144,000	162,000	180,000	198,000	216,000	234,000	252,000	270,000	288,000	306,000	324,000	342,000	360,000	378,000	396,000	414,000	432,000	
Ton	3.0	3.8	4.5	6.0	7.5	9.0	10.5	12.0	13.5	15.0	16.5	18.0	19.5	21.0	22.5	24.0	25.5	27.0	28.5	30.0	31.5	33.0	34.5	36.0	
VRF J-III Tropical Series Heat Pump	High Efficiency (Single phase)	 AJH040LBTAHN	 AJH045LBTAHN	 AJH054LBTAHN																					
	High Efficiency (3 phase)	 AJH040LETAHN	 AJH045LETAHN	 AJH054LETAHN																					
VRF V-III Tropical Series Heat Pump	Space saving			 AJS072LNTCH	 AJS090LNTCH	 AJS108LNTCH	 AJS126LNTCH	 AJS144LNTCH		 AJS180LNTCH		 AJS198LNTCH	 AJS216LNTCH	 AJS234LNTCH	 AJS252LNTCHA	 AJS270LNTCH	 AJS288LNTCH	 AJS306LNTCHA	 AJS324LNTCHA	 AJS342LNTCHA	 AJS360LNTCH	 AJS378LNTCH			 AJS432LNTCH
	High Efficiency							 AJS144LNTCHH	 AJS162LNTCHH	 AJS180LNTCHH			 AJS216LNTCHH	 AJS234LNTCHH	 AJS252LNTCHH	 AJS270LNTCHH	 AJS288LNTCHH	 AJS306LNTCHH	 AJS324LNTCHH	 AJS342LNTCHH	 AJS360LNTCHH	 AJS378LNTCHH	 AJS396LNTCHH	 AJS414LNTCHH	



HEAT PUMP TYPE VRF J-III Tropical Series



Fujitsu General provides air conditioning systems for a wide range of applications from small office buildings and stores to large houses.

System Outline

High Energy Efficiency

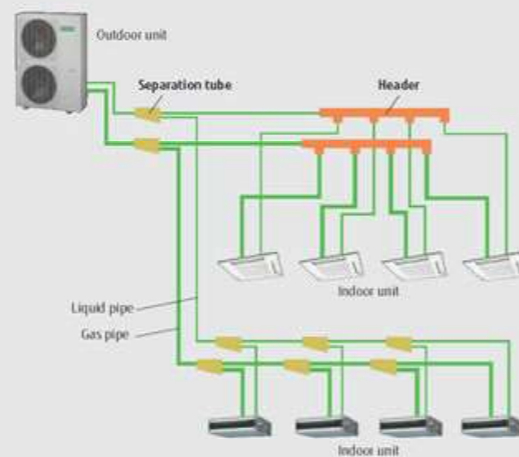
Heat pump inverter control is used to achieve an efficient cooling and heating operation in any indoor unit combination.

Flexible systems for small- and medium-size buildings air conditioning

Space saving design and long piping design allow for flexible installation on the roofs or balconies of small- and medium-size buildings. Multiple indoor units of various capacities and types can be connected.

System configuration example

- This system is used for small and medium-sized buildings. 1 refrigerant system is used for each outdoor unit.
- Connection of multiple indoor units using separation tubes and headers.

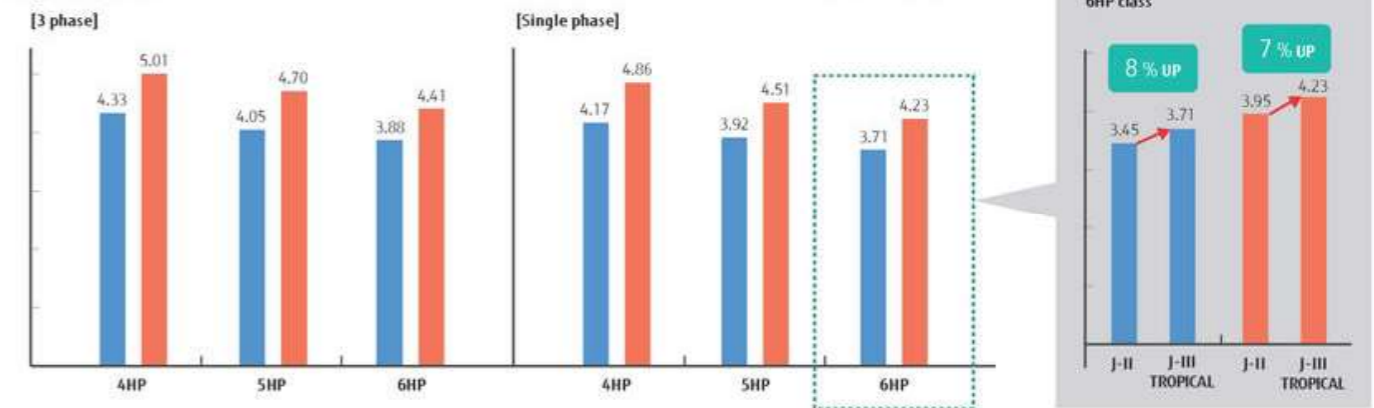


Features

Energy efficiency

Top class high COP is achieved for all models by large heat exchanger, high efficient DC twin compressor, and our own technologies.

High EER / COP




Advanced high efficiency technology



Large propeller fan

High performance and low noise realized by large propeller and optimization of angle.



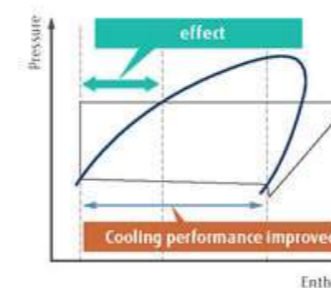
Large heat exchanger

Heat exchange performance is substantially improved by mounting of 3-row large heat exchanger.



Subcool heat exchanger

Cooling performance is improved by mounting of dual tube heat exchanger.



All Inverter



INVERTER control PCB

Efficiency is improved by mounting of new active filter module.



INVERTER fan motor

Miniaturized, low noise, high efficiency, multi-stage DC fan motor is mounted.



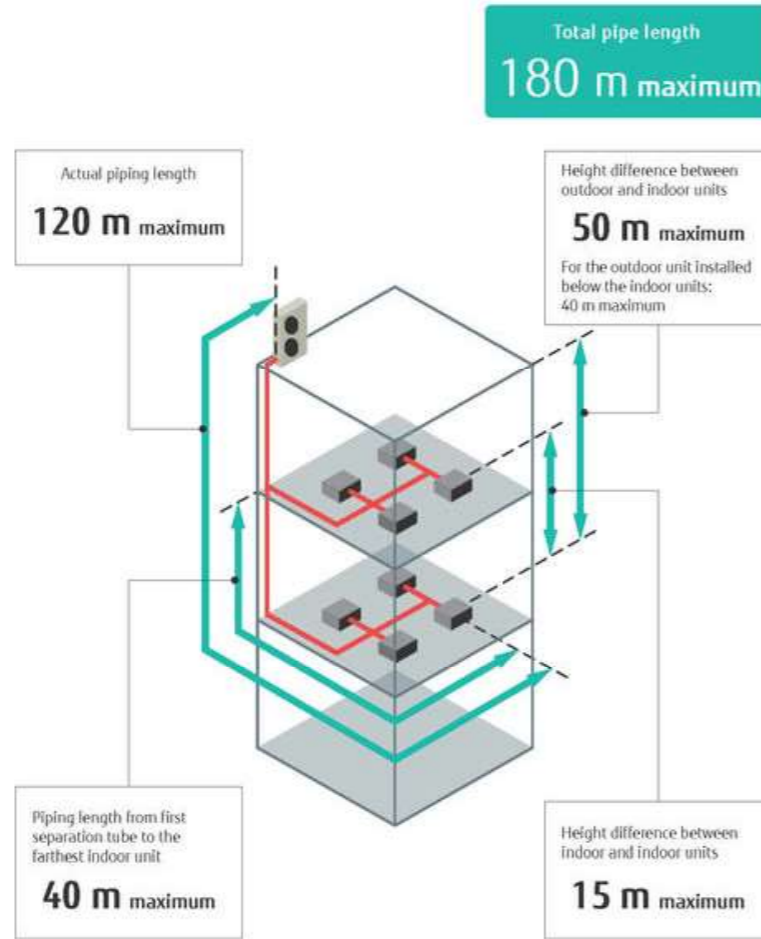
INVERTER Compressor

Efficiency in all load regions is good. Especially good performance from low to medium at normal operation.

Made in JAPAN

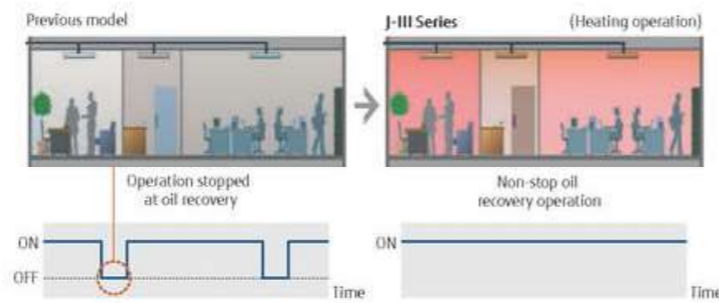
Long piping capability

Our advanced refrigerant control technology allows us to achieve a total refrigerant piping length of 180 m. This opens up new possibilities in system design.



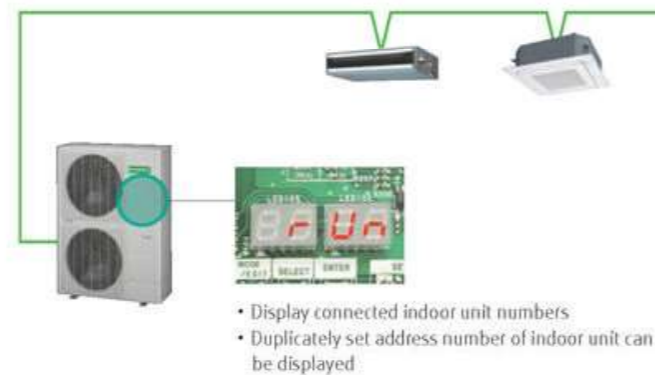
Non-stop oil recovery operation

A comfortable room condition is maintained during oil recovery mode because the product continues to operate without stopping the cooling or heating operation.



Easier Installation

Connection check function: Possible to confirm whether wiring connection and address setting are correct by a quick check run function.



Specifications

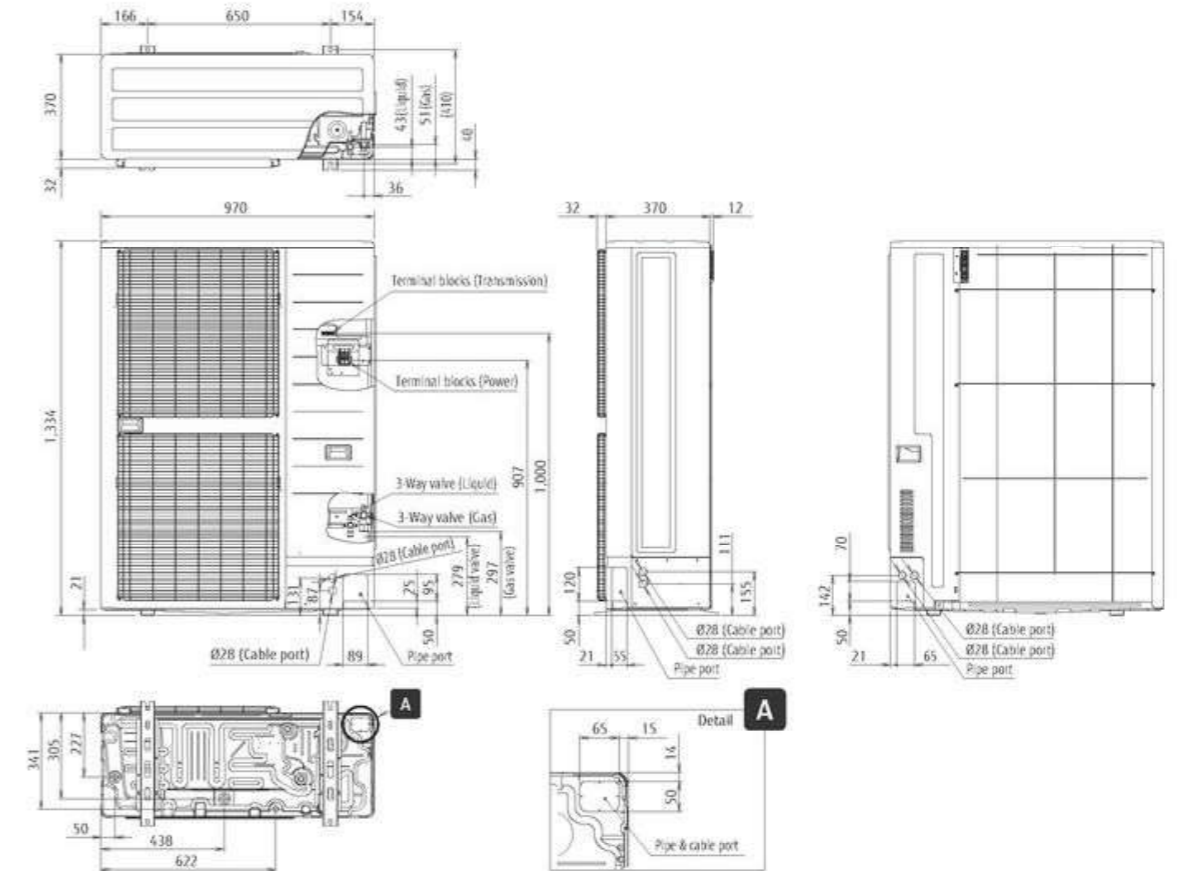
Rating Capacity range	HP	4	5	6	4	5	6	
	Btu/h	36,000	45,000	54,000	36,000	45,000	54,000	
	Ton	3.0	3.8	4.5	3.0	3.8	4.5	
Model name		AJH040LTAHN	AJH045LTAHN	AJH054LTAHN	AJH040LETAHN	AJH045LETAHN	AJH054LETAHN	
Maximum Connectable Indoor Unit		1-7	1-8	1-9	1-7	1-8	1-9	
Power source		Single phase, 220-240V, 60Hz			3 phase, 380-415V, 60Hz			
Capacity	Cooling(T1/T3)	kW	12.1/10.3	14.0/11.1	15.5/11.5	12.1/10.3	14.0/11.1	15.5/11.5
	Heating	kW	13.6	16.0	18.0	13.6	16.0	18.0
Input power	Cooling(T1/T3)	Btu/h	41,000/35,000	47,500/37,800	52,500/39,000	41,000/35,000	47,500/37,800	52,500/39,000
	Heating	Btu/h	46,000	54,500	61,000	46,000	54,500	61,000
Current	Cooling(T1/T3)	kW	2.90/3.47	3.57/3.77	4.18/3.92	2.79/3.30	3.46/3.57	3.99/3.71
	Heating	kW	2.80	3.55	4.26	2.71	3.40	4.08
EER	Cooling(T1/T3)	A	12.7/15.2	15.7/16.6	18.4/17.2	5.2/6.2	6.6/6.6	7.7/6.9
	Heating	A	12.3	15.6	18.7	5.0	6.5	7.8
CDP	Cooling(T1/T3)	W/W	4.17/2.97	3.92/2.95	3.71/2.94	4.33/3.13	4.05/3.11	3.88/3.10
	Heating	W/W	14.15/10.10	13.30/10.05	12.60/9.95	14.70/10.60	13.75/10.60	13.15/10.50
Air flow rate	Cooling	Btu/h/W	4.86	4.51	4.23	5.01	4.70	4.41
	Heating	Btu/h/W	16.45	15.35	14.30	17.00	16.00	14.95
Sound pressure level	High	m ³ /h(l/s)	6,200(1,722)	6,400(1,778)	6,900(1,916)	6,200(1,722)	6,400(1,778)	6,900(1,916)
Net Dimensions	Cooling	dB (A)	50	51	53	50	51	53
	Heating	dB (A)	52	53	55	52	53	55
	Height	mm	1,334	1,334	1,334	1,334	1,334	1,334
Net Weight	Width	mm	970	970	970	970	970	970
	Depth	mm	370	370	370	370	370	370
Refrigerant	kg	120	120	120	120	120	120	
Connection pipe diameter	Type	kg	120	120	120	120	120	120
	Type	Type	R410A	R410A	R410A	R410A	R410A	R410A
Operating range	Liquid	mm	9.52	9.52	9.52	9.52	9.52	9.52
	Gas	mm	15.88	15.88	19.05	15.88	15.88	19.05
Operating range	Cooling	°CDB	-5 to 52	-5 to 52	-5 to 52	-5 to 52	-5 to 52	-5 to 52
	Heating	°CDB	-20 to 21	-20 to 21	-20 to 21	-20 to 21	-20 to 21	-20 to 21

Note: Specifications are based on the following conditions.
 Cooling(T1): Indoor temperature of 27°CDB / 19°CWB, and outdoor temperature of 35°CDB / 24°CWB
 Cooling(T3): Indoor temperature of 29°CDB / 19°CWB, and outdoor temperature of 46°CDB / 24°CWB
 Heating: Indoor temperature of 20°CDB / (15°CWB), and outdoor temperature of 7°CDB / 6°CWB.
 Pipe length: 7.5 m. Height difference between outdoor and indoor unit: 0 m.

Dimensions

Models : AJH040LTAHN / AJH045LTAHN / AJH054LTAHN / AJH040LETAHN / AJH045LETAHN / AJH054LETAHN

(Unit : mm)



HEAT PUMP TYPE

VRF V-III Tropical Series



Fujitsu General tropical VRF is designed for tropical weather. Extensive lineup from 8HP to 54HP in 2HP increment connectable indoor unit capacity ratio up to 130%

System Outline

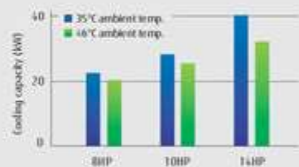
High ambient operation design

Possible to operate cooling up to 52°C outdoor temperature



Powerful cooling capacity design

Keeping high cooling power at even high ambient temperature



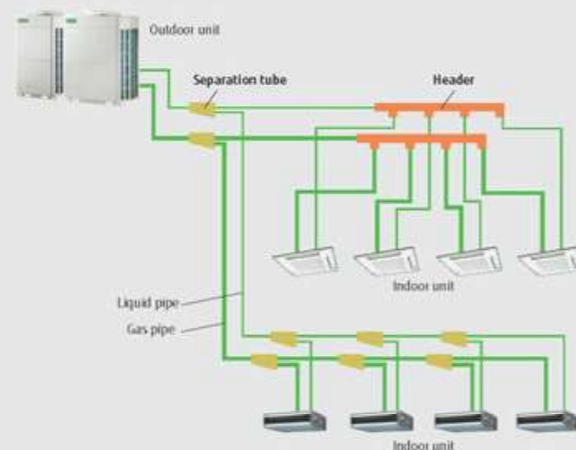
Anti-corrosion treatment design

All metallic and PCB components are protected against corrosion



System configuration example

- This system is used for medium-sized and large buildings. Connecting each outdoor unit makes it possible to create a high-capacity system.
- Connection of multiple indoor units using separation tubes and headers.

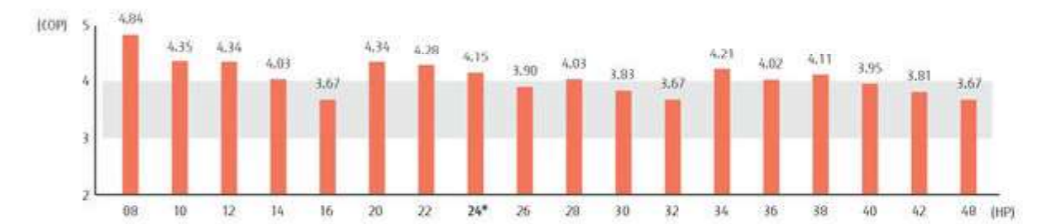


Features


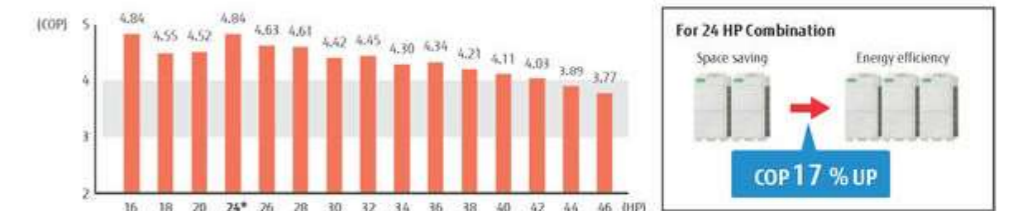
Energy efficiency

Top class high COP is realized for all combinations by our unique heat exchanger structure, high efficient DC twin compressor, and other our own technologies.

Space saving combination



Energy efficiency combination



Energy saving technology that boosted operation efficiency



Powerful large propeller fan

By using CFD** technology, a newly designed fan achieves high performance and low noise operation.
*1. CFD = Computational Fluid Dynamics

All Inverter



3 phase DC fan motor

Efficiency is substantially improved by high efficient motor with sophisticated driver control. In addition, low noise is realized by DC fan motor.



Sine-wave DC inverter control

High efficiency is realized by adoption of reduced switching loss IPM.



High efficient & Large capacity DC inverter compressor

Large capacity high efficient DC twin rotary compressor with 0.1Hz steps compressor speed control



Subcool heat exchanger


High Heat Exchange efficiency is achieved by using an internal projection shape double pipe construction.



4-face heat exchanger

Heat exchange efficiency is significantly improved by the introduction of a new 4-face heat exchanger that increases effective surface area.

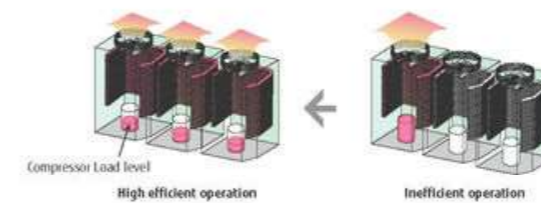
Front intake port (corner cut air inhaling structure)



Advanced energy saving control

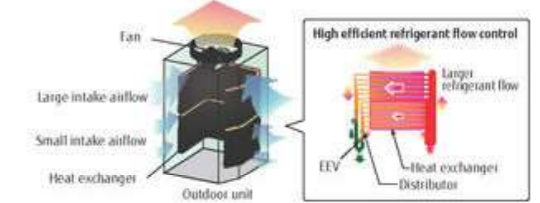
Multiple outdoor operation control

This control method operates all compressors at part load and distributes refrigerant to all heat exchangers to improve the overall system efficiency.





















Heat exchanger refrigerant control

The efficiency of the top and bottom heat exchanger in the outdoor unit has been improved by adopting an optimum refrigerant path control.


















• Combinations other than the followings are not recommended.

Space saving combination

72,000Btu/h (8HP)  AJS072LNTCH UNIT : AJS072LNTCH	90,000Btu/h (10HP)  AJS090LNTCH UNIT : AJS090LNTCH	100,000Btu/h (12HP)  AJS108LNTCH UNIT : AJS108LNTCH	126,000Btu/h (14HP)  AJS126LNTCH UNIT : AJS126LNTCH	144,000Btu/h (16HP)  AJS144LNTCH UNIT : AJS144LNTCH
180,000Btu/h (20HP)  AJS180LNTCH UNIT : AJS090/090LNTCH	198,000Btu/h (22HP)  AJS198LNTCH UNIT : AJS126/072LNTCH	216,000Btu/h (24HP)  AJS216LNTCH UNIT : AJS126/090LNTCH	234,000Btu/h (26HP)  AJS234LNTCH UNIT : AJS144/090LNTCH	252,000Btu/h (28HP)  AJS252LNTCHA UNIT : AJS126/126LNTCH
270,000Btu/h (30HP)  AJS270LNTCH UNIT : AJS144/126LNTCH	288,000Btu/h (32HP)  AJS288LNTCH UNIT : AJS144/144LNTCH	306,000Btu/h (34HP)  AJS306LNTCHA UNIT : AJS126/090/090LNTCH	324,000Btu/h (36HP)  AJS324LNTCHA UNIT : AJS144/090/090LNTCH	342,000Btu/h (38HP)  AJS342LNTCHA UNIT : AJS126/126/090LNTCH
360,000Btu/h (40HP)  AJS360LNTCH UNIT : AJS144/126/090LNTCH	378,000Btu/h (42HP)  AJS378LNTCH UNIT : AJS144/144/090LNTCH	432,000Btu/h (48HP)  AJS432LNTCH UNIT : AJS144/144/144LNTCH		

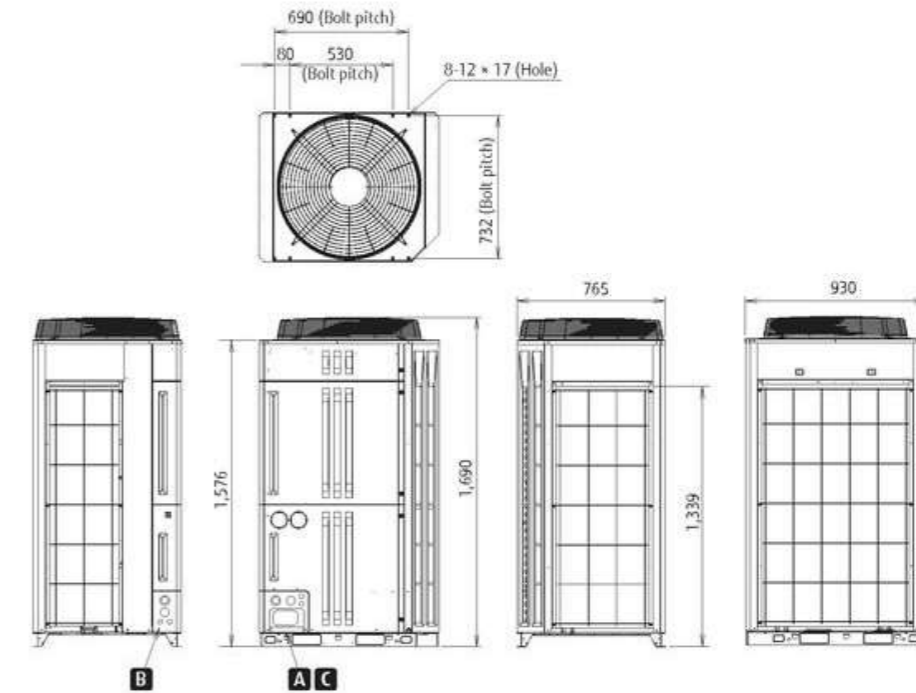
Energy efficiency combination

144,000Btu/h (16HP)  AJS144LNTCHH UNIT : AJS072/072LNTCH	162,000Btu/h (18HP)  AJS162LNTCHH UNIT : AJS090/072LNTCH	180,000Btu/h (20HP)  AJS180LNTCHH UNIT : AJS108/072LNTCH	216,000Btu/h (24HP)  AJS216LNTCHH UNIT : AJS072/072/072LNTCH	234,000Btu/h (26HP)  AJS234LNTCHH UNIT : AJS090/072/072LNTCH
252,000Btu/h (28HP)  AJS252LNTCHH UNIT : AJS108/072/072LNTCH	270,000Btu/h (30HP)  AJS270LNTCHH UNIT : AJS126/072/072LNTCH	288,000Btu/h (32HP)  AJS288LNTCHH UNIT : AJS108/108/072LNTCH	306,000Btu/h (34HP)  AJS306LNTCHH UNIT : AJS126/108/072LNTCH	324,000Btu/h (36HP)  AJS324LNTCHH UNIT : AJS108/108/108LNTCH
342,000Btu/h (38HP)  AJS342LNTCHH UNIT : AJS126/108/108LNTCH	360,000Btu/h (40HP)  AJS360LNTCHH UNIT : AJS126/126/108LNTCH	378,000Btu/h (42HP)  AJS378LNTCHH UNIT : AJS126/126/126LNTCH	396,000Btu/h (44HP)  AJS396LNTCHH UNIT : AJS144/126/126LNTCH	414,000Btu/h (46HP)  AJS414LNTCHH UNIT : AJS144/144/126LNTCH

Dimensions

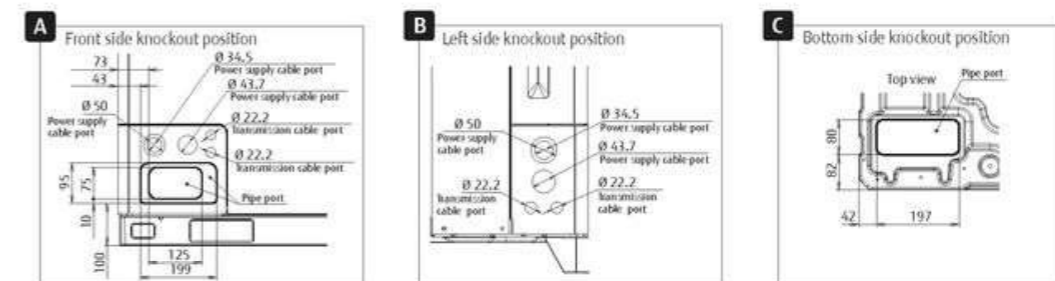
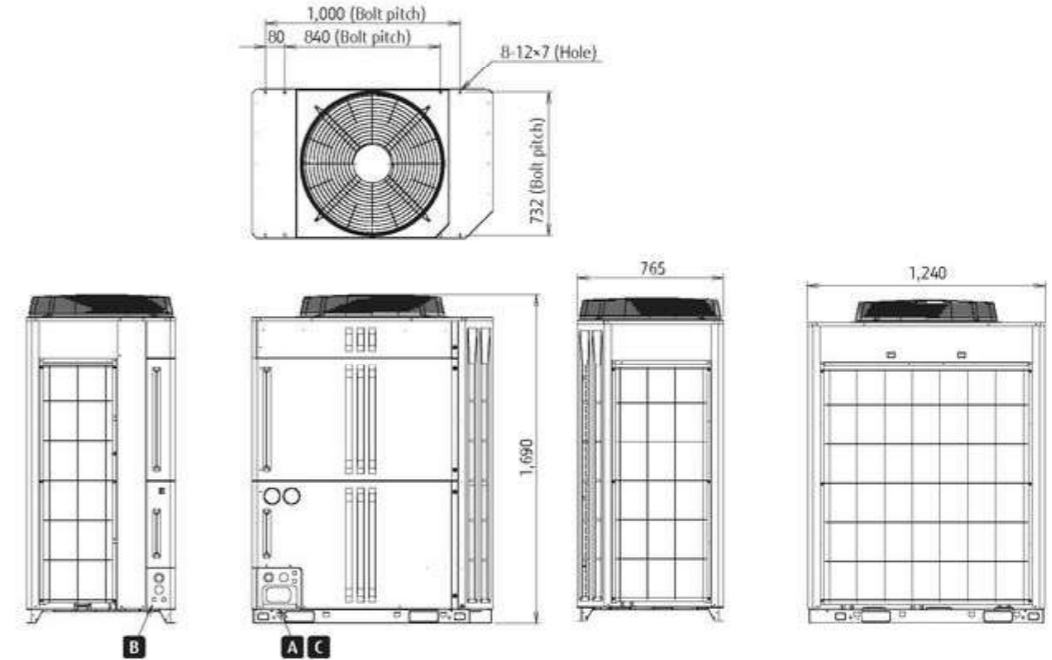
8,10HP : AJS072LNTCH / AJS090LNTCH

(Unit : mm)



12,14,16HP : AJS108LNTCH / AJS126LNTCH / AJS144LNTCH

(Unit : mm)



Space Saving Combination

Rating Capacity range		8	10	12	14	16	20	22	24	26	28	30	32	34	36	38	40	42	48			
HP		8	10	12	14	16	20	22	24	26	28	30	32	34	36	38	40	42	48			
Btu/h		72,000	90,000	108,000	126,000	144,000	180,000	198,000	216,000	234,000	252,000	270,000	288,000	306,000	324,000	342,000	360,000	378,000	432,000			
Ton		6.0	7.5	9.0	10.5	12.0	15.0	16.5	18.0	19.5	21.0	22.5	24.0	25.5	27.0	28.5	30.0	31.5	36.0			
Model name		AJS072LNTCH	AJS090LNTCH	AJS108LNTCH	AJS126LNTCH	AJS144LNTCH	AJS180LNTCH	AJS198LNTCH	AJS216LNTCH	AJS234LNTCH	AJS252LNTCH	AJS270LNTCH	AJS288LNTCH	AJS306LNTCH	AJS324LNTCH	AJS342LNTCH	AJS360LNTCH	AJS378LNTCH	AJS432LNTCH			
Unit 1										AJS144LNTCH	AJS216LNTCH	AJS270LNTCH	AJS342LNTCH	AJS414LNTCH	AJS486LNTCH	AJS558LNTCH	AJS630LNTCH	AJS702LNTCH	AJS774LNTCH			
Unit 2										AJS090LNTCH	AJS126LNTCH	AJS162LNTCH	AJS198LNTCH	AJS234LNTCH	AJS270LNTCH	AJS306LNTCH	AJS342LNTCH	AJS378LNTCH	AJS414LNTCH			
Unit 3										AJS090LNTCH	AJS126LNTCH	AJS162LNTCH	AJS198LNTCH	AJS234LNTCH	AJS270LNTCH	AJS306LNTCH	AJS342LNTCH	AJS378LNTCH	AJS414LNTCH			
Maximum Connectable Indoor Unit		13	16	19	23	26	33	36	40	43	47	50	53	55	55	55	55	55	55			
Indoor unit connectable capacity		Cooling	kW	11.2-29.1	14-36.4	16.8-43.5	20-52	22.5-58.5	28-72.8	31.2-81.1	34-88.4	36.5-94.9	40-104	42.5-110.5	45-117	48-124.8	50.5-131.3	54-140.4	56.5-146.9	59-153.4	62.5-175.5	
Power source		3 phase, 380-415V, 60Hz																				
T1 condition	Capacity	Cooling	kW	22.4	28.0	33.5	40.0	45.0	56.0	62.4	68.0	73.0	80.0	85.0	90.0	96.0	101.0	108.0	113.0	118.0	135.0	
		Heating	kW	25.0	31.5	37.5	45.0	50.0	63.0	70.0	76.5	81.5	90.0	95.0	100.0	108.0	113.0	121.5	126.5	131.5	150.0	
		Cooling	Btu/h	76000	95000	114000	135000	152000	190000	211000	230000	247000	270000	287000	304000	320000	340000	360000	382000	400000	419000	456000
		Heating	Btu/h	85000	107000	127000	152000	170000	214000	237000	259000	277000	304000	320000	340000	360000	384000	410000	429000	447000	510000	
		Cooling	kW	5.20	7.28	8.96	10.96	13.01	14.56	16.16	18.24	20.29	21.92	23.97	26.02	28.07	30.12	32.17	34.22	36.27	38.32	44.37
		Heating	kW	5.17	7.25	8.65	11.17	13.63	14.50	16.34	18.42	20.88	22.34	24.80	27.26	29.72	32.18	34.64	37.10	39.56	42.02	48.07
	Input power	Cooling	A	9.2	12.0	15.0	17.7	20.7	-	-	-	-	-	-	-	-	-	-	-	-	-	-
		Heating	A	9.2	12.2	14.6	18.2	21.5	-	-	-	-	-	-	-	-	-	-	-	-	-	-
		EER	Cooling	W/W	4.31	3.85	3.74	3.65	3.46	3.85	3.86	3.73	3.60	3.65	3.55	3.46	3.76	3.66	3.70	3.62	3.54	3.46
		COP	Heating	W/W	4.84	4.35	4.34	4.03	3.67	4.34	4.28	4.15	3.90	4.03	3.83	3.67	4.21	4.02	4.11	3.95	3.81	3.67
		EER	Cooling	Btu/h/W	14.60	13.00	12.70	12.30	11.65	13.05	13.06	12.61	11.97	11.68	11.68	11.68	12.50	12.42	12.50	12.22	11.98	11.68
		COP	Heating	Btu/h/W	16.40	14.75	14.65	13.60	12.45	14.76	13.27	13.61	12.98	12.47	12.47	12.47	13.65	13.89	13.39	12.95	12.47	12.47
T3 condition	Capacity	Cooling	kW	20.2	25.2	29.5	32	35.1	50.4	52.2	57.2	60.3	64.0	67.1	70.2	72.4	74.6	76.8	79.0	81.2	95.3	
		Heating	kW	20.2	25.2	29.5	32	35.1	50.4	52.2	57.2	60.3	64.0	67.1	70.2	72.4	74.6	76.8	79.0	81.2	95.3	
		Btu/h	68000	86000	97000	109000	119000	172000	177000	195000	205000	218000	228000	238000	248000	258000	268000	278000	288000	300000		
	Input power	Cooling	kW	6.73	9.20	10.70	11.82	13.82	18.40	19.90	21.02	22.42	23.82	25.22	26.62	28.02	29.42	30.82	32.22	33.62	35.02	
		Heating	kW	6.73	9.20	10.70	11.82	13.82	18.40	19.90	21.02	22.42	23.82	25.22	26.62	28.02	29.42	30.82	32.22	33.62	35.02	
		Btu/h	22800	31200	36000	40000	47000	63000	69000	74000	79000	84000	89000	94000	99000	104000	109000	114000	119000	124000		
Current	Cooling	A	10.8	14.5	16.9	18.6	21.5	-	-	-	-	-	-	-	-	-	-	-	-	-		
	Heating	A	10.8	14.7	16.9	18.6	21.5	-	-	-	-	-	-	-	-	-	-	-	-	-		
	W/W	W/W	3.00	2.74	3.05	2.97	2.74	2.99	2.87	2.99	2.87	2.99	2.98	2.97	2.83	2.83	2.92	2.91	2.90			
EER	Btu/h/W	10.10	9.30	10.35	10.15	10.05	9.35	10.15	9.80	9.75	10.19	10.12	10.07	9.66	9.63	9.93	9.90	9.87	10.07			
Power factor		%	90	92	92	92	92	92	92	92	92	92	92	92	92	92	92	92	92	92		
Air flow rate		High	m ³ /h	11100	11100	13000	13000	13700	11100*2	13000-11100	13000-11100	13700-11100	13000*2	13700-13000	13700*2	13000-11100*2	13700-11100*2	13000-2-11100	13700-13000-11100	13700-2-11100	13700*3	
Sound pressure level		Cooling	dB (A)	56	58	57	60	62	61	61	63	63	64	65	64	65	64	65	66	66	67	
		Heating	dB (A)	58	59	60	62	64	62	63	64	65	66	66	67	66	67	66	67	68	69	
Maximum external static pressure		Pa	82	82	82	82	82	82	82	82	82	82	82	82	82	82	82	82	82	82		
Compressor motor output		kW	7.5	7.5	11	11	2.5-2	11.0-7.5	11.0-7.5	11.0-7.5	11.0-7.5	11.0-7.5	11.0-7.5	11.0-7.5	11.0-7.5	11.0-7.5	11.0-7.5	11.0-7.5	11.0-7.5	11.0-7.5		
Heat exchanger fin			Blue fin	Blue fin	Blue fin	Blue fin	Blue fin	Blue fin	Blue fin	Blue fin	Blue fin	Blue fin	Blue fin	Blue fin	Blue fin	Blue fin	Blue fin	Blue fin	Blue fin	Blue fin		
Dimensions		Height	mm	1690	1690	1690	1690	1690	1690	1690	1690	1690	1690	1690	1690	1690	1690	1690	1690	1690		
		Width	mm	930	930	1240	1240	1240	930-2	1240-930	1240-930	1240-930	1240-2	1240-2	1240-2	1240-930-2	1240-930-2	1240-2-930	1240-2-930	1240-2-930	1240-3	
		Depth	mm	765	765	765	765	765	765	765	765	765	765	765	765	765	765	765	765	765	765	
Weight		kg	255	255	279	279	279	255-2	279-255	279-255	279-255	279-255	279-255	279-255	279-255	279-255	279-255	279-255	279-255	279-3		
Refrigerant		Type	R410A	R410A	R410A	R410A	R410A	R410A	R410A	R410A	R410A	R410A	R410A	R410A	R410A	R410A	R410A	R410A	R410A			
Connection pipe diameter		Charge	kg	11.7	11.7	11.8-11.7	11.8	11.8	11.8-11.7	11.8-11.7	11.8-11.7	11.8-11.7	11.8-11.7	11.8-11.7	11.8-11.7	11.8-11.7	11.8-11.7	11.8-11.7	11.8-11.7			
		Liquid	mm	12.70	12.70	12.70	12.70	12.70	15.88	15.88	15.88	15.88	19.05	19.05	19.05	19.05	19.05	19.05	19.05			
		Discharge Gas	mm	22.22	22.22	28.58	28.58	28.58	28.58	34.92	34.92	34.92	34.92	34.92	34.92	41.27	41.27	41.27	41.27			
Operating range		Cooling	°CDB	-15 to 52	-15 to 52	-15 to 52	-15 to 52	-15 to 52	-15 to 52	-15 to 52	-15 to 52	-15 to 52	-15 to 52	-15 to 52	-15 to 52	-15 to 52	-15 to 52	-15 to 52	-15 to 52			
		Heating	°CDB	-20 to 21	-20 to 21	-20 to 21	-20 to 21	-20 to 21	-20 to 21	-20 to 21	-20 to 21	-20 to 21	-20 to 21	-20 to 21	-20 to 21	-20 to 21	-20 to 21	-20 to 21	-20 to 21	-20 to 21		

Energy Efficiency Combination

Rating Capacity range		16	18	20	24	26	28	30	32	34	36	38	40	42	44	46			
HP		16	18	20	24	26	28	30	32	34	36	38	40	42	44	46			
Btu/h		144,000	162,000	180,000	216,000	234,000	252,000	270,000	288,000	306,000	324,000	342,000	360,000	378,000	396,000	414,000			
Ton		12.0	13.5	15.0	18.0	19.5	21.0	22.5	24.0	25.5	27.0	28.5	30.0	31.5	33.0	34.5			
Model name		AJS144LNTCHH	AJS162LNTCHH	AJS180LNTCHH	AJS216LNTCHH	AJS234LNTCHH	AJS252LNTCHH	AJS270LNTCHH	AJS288LNTCHH	AJS306LNTCHH	AJS324LNTCHH	AJS342LNTCHH	AJS360LNTCHH	AJS378LNTCHH	AJS396LNTCHH	AJS414LNTCHH			
Unit 1										AJS126LNTCH	AJS180LNTCH	AJS216LNTCH	AJS270LNTCH	AJS324LNTCH	AJS378LNTCH	AJS432LNTCH			
Unit 2										AJS126LNTCH	AJS180LNTCH	AJS216LNTCH	AJS270LNTCH	AJS324LNTCH	AJS378LNTCH	AJS432LNTCH			
Unit 3										AJS126LNTCH	AJS180LNTCH	AJS216LNTCH	AJS270LNTCH	AJS324LNTCH	AJS378LNTCH	AJS432LNTCH			
Maximum Connectable Indoor Unit		26	29	33	39	43	46	50	52	55	55	55	55	55	55	55			
Indoor unit connectable capacity		Cooling	kW	22.4-58.2	25-65	28-72.6	33.6-87.3	36.4-94.6	39.2-101.7	42.4-110.2	44.7-116.2	48-124.6	50.3-130.6	53.5-139.1	56.8-147.5	60-156	62.5-162.5	65-169	
Power source		3 phase, 380-415V, 60Hz																	

VRF INDOOR UNITS

INDOOR UNITS LINE-UP

Compact Cassette

Circular Flow Cassette

Slim Duct / Slim Concealed Floor

Medium Static Pressure Duct

High Static Pressure Duct

Floor / Ceiling

Ceiling

Wall Mounted (EEV Internal)
























































10 Type and 55 models available to meet the requirements of any building design.

VRF indoor units were developed to be highly efficient, compact, low noise and to have user friendly operation. With a variety of indoor units and capacities available, Fujitsu General has an indoor unit to match any requirement which is easy to install and maintain. Further, a variety of options are available to achieve an air conditioning environment that is more desirable from the user's perspective.

INDOOR UNITS LINE-UP

Comprehensive range of indoor units of variety design and capacity ranges available which can be selected to suit any air conditioning needs.
10 types, 55 models, Capacity range from 7,000 Btu/h to 96,000 Btu/h

Indoor units range

Capacity range		Btu/h	7,000	9,000	12,000	14,000	18,000	24,000	30,000	34,000	36,000	45,000	54,000	60,000	72,000	90,000	96,000
		KW	2.2	2.8	3.6	4.5	5.6	7.1	9.0	10.0	11.2	12.5	14.0	18.0	22.4	25.0	28.0
Cassette	Compact Cassette																
	(Slim type)																
	Circular Flow (Large type)																
Duct	Slim Duct (With drain pump)																
	Medium Static Pressure Duct																
	High Static Pressure Duct																
Floor	Floor (Same as Ceiling models)																
	Slim Concealed Floor (Same as Slim Duct models)																
Ceiling	Ceiling																
Wall Mounted	Wall Mounted																

*1:ARXC60/72/90/96 cannot be connected to J-III tropical Series. *2:Large Airflow Duct can be connected to V-III tropical Series only.

Compact Cassette

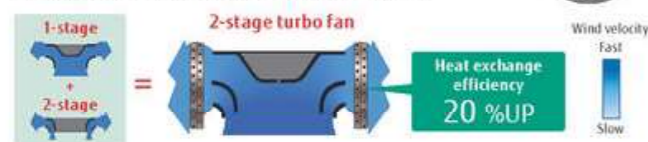


Feature

2-stage turbo fan

High efficiency design by 2 stage structure

An evenly spread air distribution across the heat exchanger is possible due to the new 2 stage turbo fan which produces two separate airflow streams.

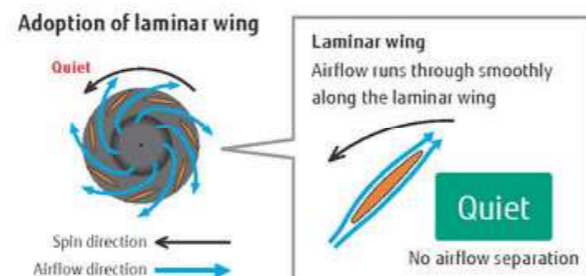


Previous turbo fan
In the case of a previous fan, the air outlet range was narrow as the airflow moved to the motor side which meant the velocity of air passing through the heat exchanger was uneven.

Quiet quality

Optimization of wing form (laminar wing type) and wing number (7 blades each)

Designed by CFD-analysis (fluid) simulations



Improvement of the airflow distribution



1. Maintenance of fan motor and fan

Maintenance of the fan motor and fan can be done easily after taking off the panel as the bell mouth of the fan can be removed easily.

- A : Fan motor
- B : 2-stage turbo fan
- C : Bell-mouth
- D : Panel

2. Air filter : standard equipment

3. Adaptation of transparent drainage parts

During installation, maintenance and operation, the drain pump and kit can be checked easily.

High ceiling mode

The compact cassette can be installed up to a height of 3.0 m (12/14/18/24).

Model code	The maximum height from floor to ceiling (m)	
	Standard mode	High ceiling mode
09	2.7	-
12	2.7	3.0
14	2.7	3.0
18	2.7	3.0
24	2.7	3.0

Compact design

Worlds first 24,000 Btu model in the compact cassette category (Easy installation by taking off ceiling panel of 600 x 600 size)



Model:
AUXB09GATH / AUXB12GATH / AUXB14GATH / AUXB18GATH
AUXB24GATH



Specifications

Model name		AUXB09GATH	AUXB12GATH	AUXB14GATH	AUXB18GATH	AUXB24GATH
Power source		Single phase, 220-240V				
Capacity	Cooling	2.8	3.6	4.5	5.6	7.1
	Heating	3.2	4.1	5.0	6.3	8.0
Input power		25	29	35	36	84
Airflow rate	High	550 (153)	600 (167)	680 (189)	710 (197)	1,030 (286)
	Med	450 (125)	530 (147)	590 (164)	580 (161)	830 (231)
	Low	350 (97)	390 (108)	390 (108)	400 (111)	450 (125)
Sound pressure level	High	35	37	38	41	50
	Med	30	34	34	35	44
	Low	25	27	27	27	30
Dimensions (H × W × D)		mm 245 × 570 × 570	mm 245 × 570 × 570	mm 245 × 570 × 570	mm 245 × 570 × 570	mm 245 × 570 × 570
Weight		kg(lbs) 15 (33)	kg(lbs) 15 (33)	kg(lbs) 15 (33)	kg(lbs) 17 (37)	kg(lbs) 17 (37)
Connection pipe diameter	Liquid (Flare)	6.35	6.35	6.35	9.52	9.52
	Gas (Flare)	12.70	12.70	12.70	15.88	15.88
Drain hose diameter (I.D./O.D.)		25 / 32				
Cassette Grille		Model name: UTG-UFGC-W				
		Dimensions (H×W×D) mm: 50 × 700 × 700				
		Weight kg(lbs): 2.6 (6)				

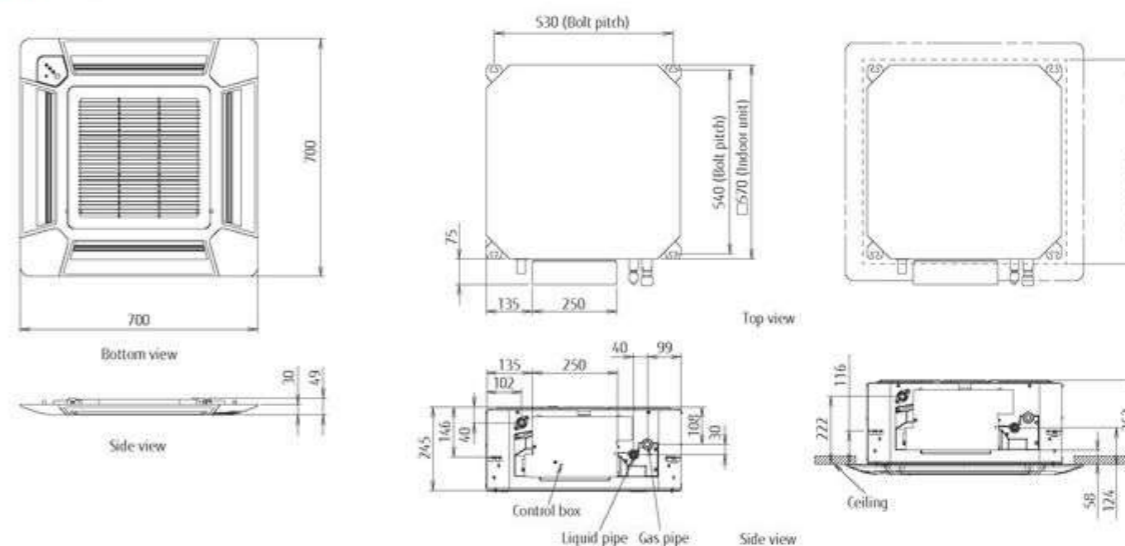
Note : Specifications are based on the following conditions.
Cooling : Indoor temperature of 27°CDB / 19°CWB, and outdoor temperature of 35°CDB / 24°CWB.
Heating : Indoor temperature of 20°CDB / 15°CWB, and outdoor temperature of 7°CDB / 6°CWB.
Pipe length : 7.5 m; Height difference between outdoor unit and indoor unit : 0 m. Voltage : 230 [V].

Optional parts

Air Outlet Shutter Plate: UTR-YDZB
Insulation Kit for High Humidity: UTZ-KXGC



Dimensions (Unit: mm)



Cassette Slim/Large type Circular Flow



Feature

Unique Circular Flow design

New Cassette type realizes Circular Flow to blow large airflow in 360° direction by mounting high performance DC fan motor, new turbo fan and unique seamless airflow louver design.



Uniform temperature air conditioning

Achieve a comfortable air conditioning spread to every corner of the room by circular flow & wide vertical airflow.



Individual louver control

Each louver can be set individually by Touch Panel Wired Remote Controller to enjoy the comfort of different directional airflows according to various room layouts.

* Touch Panel Wired RC (UTY-RNRGZ5) and Central Remote Controller (UTY-DCGGZ2) only



Human sensor increases more energy saving

Energy saving operation starts automatically by detecting the motion of a person. 2 modes of save operation mode and stop mode can be selected.

* Touch Panel Wired RC (UTY-RNRGZ5) and Central Remote Controller (UTY-DCGGZ2) only



Model:(Slim type)
AUXM018GTAH / AUXM024GTAH

Model:(Large type)
AUXK018GTAH / AUXK024GTAH / AUXK030GTAH / AUXK034GTAH
AUXK036GTAH / AUXK045GTAH / AUXK054GTAH



Specifications

Model name	AUXM018 GTAH	AUXM024 GTAH	AUXK018 GTAH	AUXK024 GTAH	AUXK030 GTAH	AUXK034 GTAH	AUXK036 GTAH	AUXK045 GTAH	AUXK054 GTAH	
Power source	Single phase, 220-240V, 60Hz									
Capacity	Cooling	5.6	7.1	5.6	7.1	9.0	10.0	11.2	12.5	14.0
	Heating	6.3	8.0	6.3	8.0	10.0	11.2	12.5	14.0	16.0
Input power	W	20	25	40	40	47	47	61	89	116
Airflow rate	High	1,050	1,120	1,420	1,420	1,440	1,440	1,620	1,820	2,040
	Med-High	930	1,050	1,360	1,360	1,440	1,440	1,500	1,590	1,800
	Med	900	930	1,300	1,300	1,340	1,340	1,400	1,500	1,590
	Med-Low	870	900	1,270	1,270	1,300	1,300	1,340	1,400	1,440
	Low	810	870	1,200	1,200	1,280	1,280	1,280	1,300	1,300
	Quiet	780	780	1,150	1,150	1,150	1,150	1,150	1,150	1,150
Sound pressure level	High	33	35	38	38	39	39	41	44	47
	Med-High	32	33	37	37	38	38	40	42	45
	Med	31	32	36	36	37	37	38	40	42
	Med-Low	30	31	35	35	36	36	37	38	39
	Low	29	30	34	34	35	35	36	36	36
	Quiet	28	28	33	33	33	33	33	33	33
Dimensions (H × W × D)	mm	246×840×840	246×840×840	288×840×840	288×840×840	288×840×840	288×840×840	288×840×840	288×840×840	288×840×840
Weight	kg	24.0	24.5	26.5	26.5	29.5	29.5	29.5	29.5	29.5
Connection pipe diameter	Liquid (Flare)	6.35	9.52	6.35	9.52	9.52	9.52	9.52	9.52	9.52
	Gas (Flare)	12.70	15.88	12.70	15.88	15.88	15.88	15.88	15.88	15.88
Drain hose diameter (I.D./O.D.)		25 / 32								
Cassette Grille	Model name	UTG-UKGD-W/UTG-UKGA-B								
	Dimensions (H×W×D)	53×950×950								
	Weight	6.0								

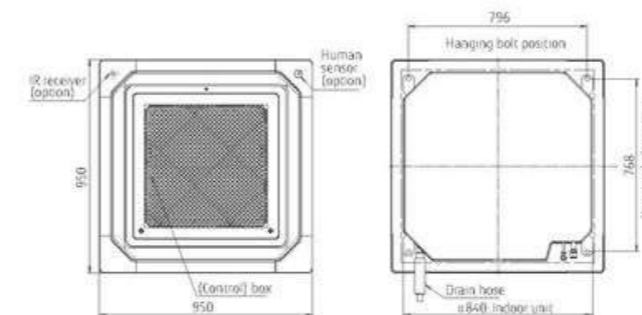
Note : Specifications are based on the following conditions.
Cooling : Indoor temperature of 27°CDB / 19°CWB, and outdoor temperature of 35°CDB / 24°CWB.
Heating : Indoor temperature of 20°CDB / (15°CWB), and outdoor temperature of 7°CDB / 6°CWB.
Pipe length : 7.5 m; Height difference between outdoor unit and indoor unit : 0 m. Voltage : 230 [V].
When AUX*018GTAH is connected to the outdoor unit other than J-III, pipe diameter should be Ø9.52/Ø15.88 (Liq/Gas)
When AUXK036GTAH is connected to the outdoor unit other than J-III, gas pipe diameter should be Ø19.05.

Optional parts

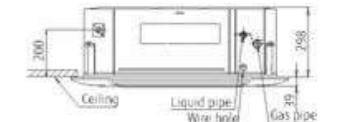
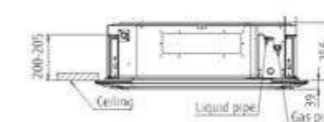
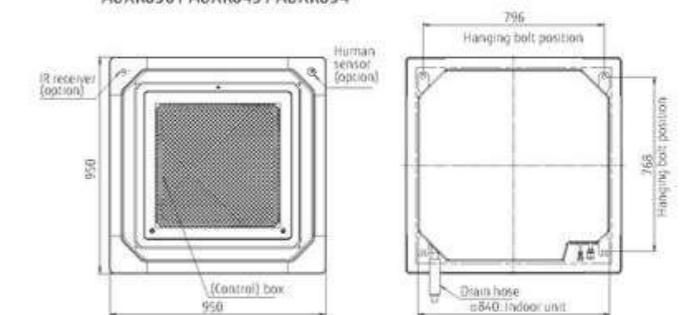
Human Sensor Kit: UTY-SHZXC
Wide Panel: UTG-AKXA-W
Panel Spacer: UTG-BKXA-W
Cassette Grille: UTG-UKGD-W
UTG-UKGA-B
IR Receiver Unit: UTY-LBHXD
Air Outlet Shutter Plate: UTR-YDZX
Insulation Kit for High Humidity: UTZ-KXRA

Dimensions (Unit: mm)

Models: AUXM018 / AUXM024



Models: AUXK018 / AUXK024 / AUXK030 / AUXK034
AUXK036 / AUXK045 / AUXK054



Slim Duct/ Slim Concealed Floor

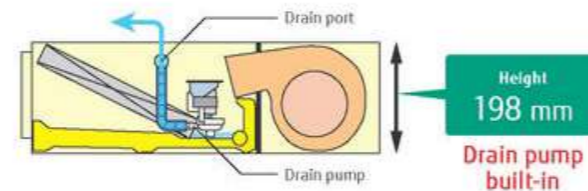
(With drain pump)



Feature

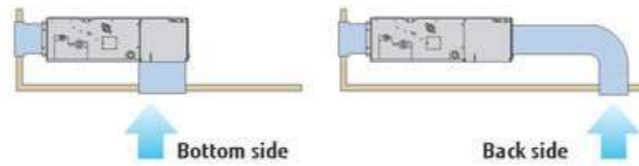
Slim design

With a slim indoor design, this indoor can be installed in narrow ceiling spaces.



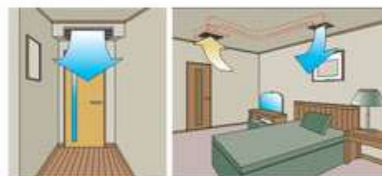
Air-intake

Air intake direction can be selected to match the installation site.



Flexible installation

Ceiling concealed



Floor concealed



Selectable with a wide range of static pressure

By using DC fan motor, it is possible to change of static pressure range 0 to 90 Pa. The change of static pressure range is possible by remote controller.

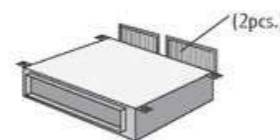


Static pressure range
0 to 90 Pa

*24 model is 0 to 50 Pa

Filter (Accessory)

ARXD07 / 09 / 12 / 14 / 18



ARXD24



Model:
ARXD07GATH / ARXD09GATH
ARXD12GATH / ARXD14GATH
ARXD18GATH / ARXD24GATH



ARXD07/09/12/14



ARXD18



ARXD24

Slim Concealed Floor



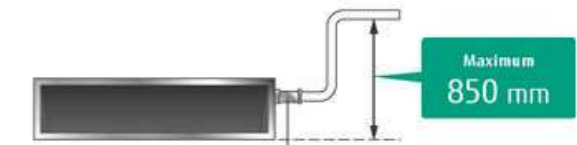
Specifications

Model name			ARXD07GATH	ARXD09GATH	ARXD12GATH	ARXD14GATH	ARXD18GATH	ARXD24GATH
Power source			Single phase, 220-240V, 60Hz					
Capacity	Cooling	kW	2.2	2.8	3.6	4.5	5.6	7.1
	Heating	kW	2.8	3.2	4.0	5.0	6.3	8.0
Input power	W		44	50	54	92	83	122
Airflow rate	High	m ³ /h (l/s)	550 (153)	600 (167)	600 (167)	800 (222)	940 (261)	1,330 (369)
	Med	m ³ /h (l/s)	490 (136)	550 (153)	510 (142)	710 (197)	840 (233)	1,240 (344)
	Low	m ³ /h (l/s)	440 (122)	480 (133)	450 (125)	610 (169)	750 (208)	1,100 (306)
Static pressure range	Pa		0 to 90	0 to 90	0 to 90	0 to 90	0 to 90	0 to 50
Standard static pressure	Pa		25	25	25	25	25	25
Sound pressure level	High	dB (A)	28	29	30	34	34	35
	Med	dB (A)	25	26	27	32	32	32
	Low	dB (A)	22	24	24	28	28	29
Dimensions (H x W x D)	mm		198 x 700 x 620	198 x 700 x 620	198 x 700 x 620	198 x 700 x 620	198 x 900 x 620	198 x 1,100 x 620
Weight	kg(lbs)		17 (37)	17 (37)	18 (40)	18 (40)	22 (48)	26 (57)
Connection pipe diameter	Liquid (Flare)	mm	6.35	6.35	6.35	6.35	9.52	9.52
	Gas (Flare)	mm	12.70	12.70	12.70	12.70	15.88	15.88
Drain hose diameter (I.D./O.D.)			25 / 32					

Note : Specifications are based on the following conditions.
Cooling : Indoor temperature of 27°CDB / 19°CWB, and outdoor temperature of 35°CDB / 24°CWB.
Heating : Indoor temperature of 20°CDB / (15°CWB), and outdoor temperature of 7°CDB / 6°CWB.
Pipe length : 7.5 m; Height difference between outdoor unit and indoor unit : 0 m. Voltage : 230 [V].

Optional parts

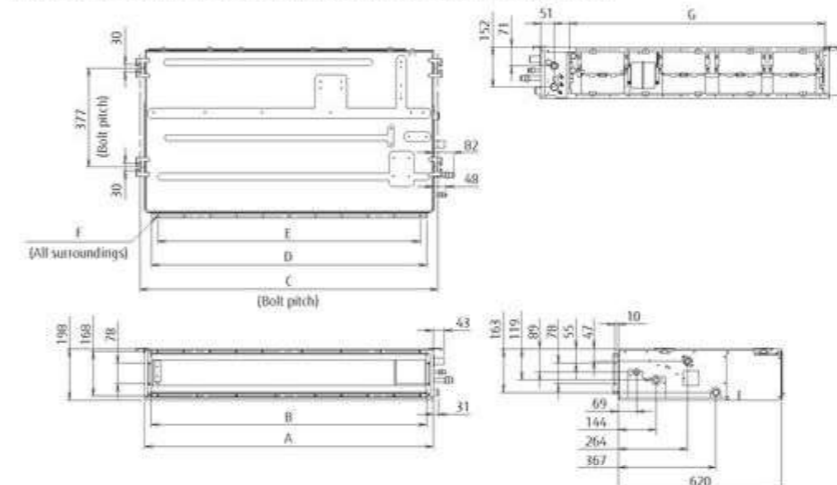
Auto louvre grille kit: UTD-GXA-W (for ARXD07-04) Remote Sensor Unit : UTY-XSZX
UTD-GXB-W (for ARXD18) IR Receiver Unit : UTB-YWC
UTD-GXC-W (for ARXD24)



Drain hose is standard accessory

Dimensions (Unit: mm)

*Service accessibility must be allowed for when installing the product. Please consult the installation manual for the necessary service access size.



	ARXD07-14	ARXD18	ARXD24
A	700	900	1,100
B	650	850	1,050
C	734	934	1,134
D	650	850	1,050
E	P100x6-600	P100x8-800	P100x10-1,000
F	18xØ5	22xØ5	26xØ5
G	574	774	974

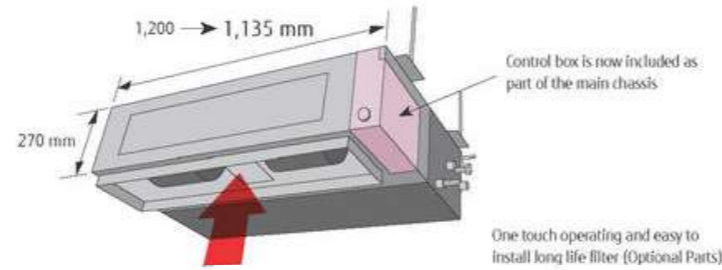
Medium Static Pressure Duct



Feature

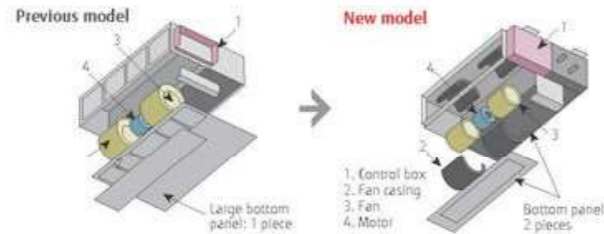
Slim & Compact design

The slim and compact design of the indoor unit, with the control box mounted on the side of the unit, allows installation in narrow spaces.



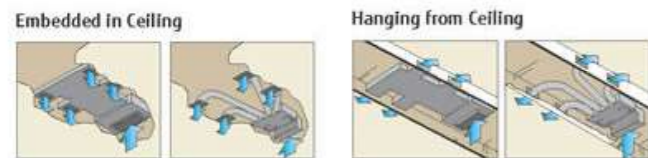
Easy maintenance

See below for the case of rear suction type



Structural improvement is attained by making the bottom panel two pieces, front and rear. The internal fan casing is also manufactured in two pieces, namely upper and lower. The maintenance of the motor and fan can be easily carried out by removing the rear panel and the lower part of the casing while leaving the main chassis installed.

Installation styles



Two-direction drain piping



Easy setting by using remote controller

The change of static pressure range is possible by remote controller



Selectable with a wide range of static pressure

It is possible to change of static pressure range 0 to 150 Pa.

Static pressure range
0 to 150 Pa

Model:
ARXA24GBTH / ARXA30GBTH / ARXA36GBTH / ARXA45GBTH



Specifications

Model name	ARXA24GBTH				ARXA30GBTH	ARXA36GBTH	ARXA45GBTH
Power source	Single phase, 220-240V, 60Hz						
Capacity	Cooling	kW	7.1	9.0	11.2	12.5	
	Heating	kW	8.0	10.0	12.5	14.0	
Input power	W	94	108	194	240		
Airflow rate	High	m ³ /h (US)	1,280 (356)	1,410 (392)	1,840 (511)	1,970 (547)	
	Med	m ³ /h (US)	990 (275)	1,280 (356)	1,600 (444)	1,860 (517)	
	Low	m ³ /h (US)	840 (233)	1,150 (319)	1,470 (408)	1,640 (456)	
Static pressure range	Pa	30 to 150	30 to 150	30 to 150	30 to 150		
Standard static pressure	Pa	100	100	100	100		
Sound pressure level	High	dB (A)	31	34	37	41	
	Med	dB (A)	27	32	35	38	
	Low	dB (A)	23	29	33	36	
Dimensions (H x W x D)	mm	270 x 1,135 x 700	270 x 1,135 x 700	270 x 1,135 x 700	270 x 1,135 x 700		
Weight	kg(lbs)	39 (86)	42 (93)	42 (93)	42 (93)		
Connection pipe diameter	Liquid (Flare)	mm	9.52	9.52	9.52	9.52	
	Gas (Flare)	mm	15.88	15.88	19.05	19.05	
Drain hose diameter (I.D./O.D.)		25 / 32					

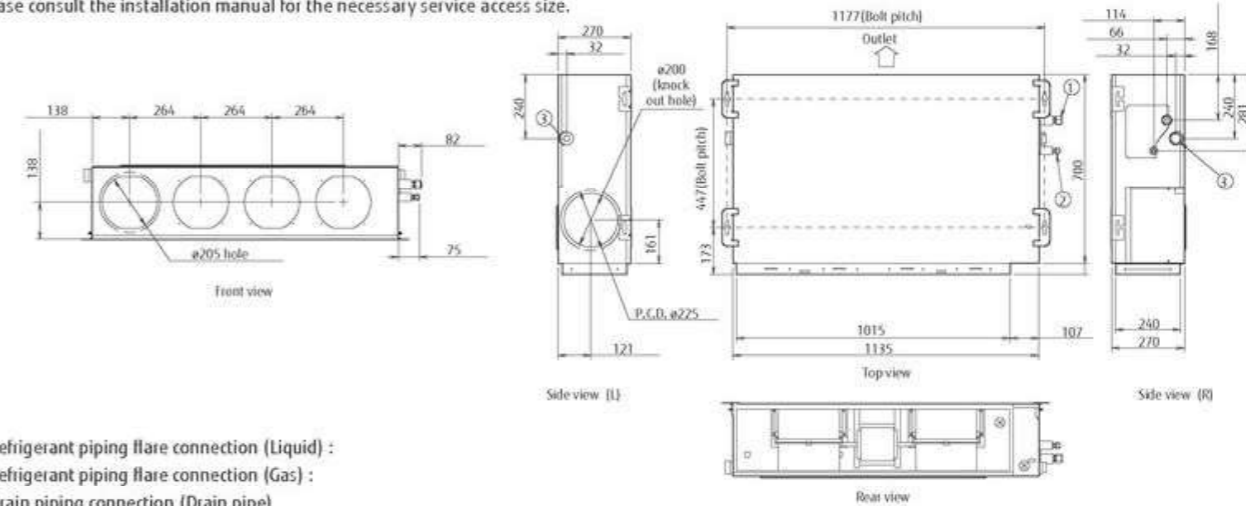
Note : Specifications are based on the following conditions.
Cooling : Indoor temperature of 27°CDB / 19°CWB, and outdoor temperature of 35°CDB / 24°CWB.
Heating : Indoor temperature of 20°CDB / (15°CWB), and outdoor temperature of 7°CDB / 6°CWB.
Pipe length : 7.5 m; Height difference between outdoor unit and indoor unit : 0 m. Voltage : 230 [V].

Optional parts

- Remote Sensor Unit : UTU-XSZX
- Long Life Filter : UTD-LF25NA
- Flange (Round) : UTD-RF204
- IR Receiver Unit : UTB-YWC
- Flange (Square) : UTD-SF045I
- Drain Pump Unit : UTZ-PXINBA

Dimensions (Unit: mm)

*Service accessibility must be allowed for when installing the product. Please consult the installation manual for the necessary service access size.



- ① Refrigerant piping flare connection (Liquid) :
- ② Refrigerant piping flare connection (Gas) :
- ③ Drain piping connection (Drain pipe)

High Static Pressure Duct



Feature

Static pressure selection

By using DC fan motor, it is possible to change static pressure range from 0 to 200 Pa (ARXC36) / 300 Pa (ARXC72 / 90 / 96).



Easy installation (Compact size & Lightweight)

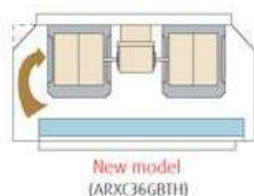
A compact size and lightweight indoor unit has been developed by reducing the basic chassis and the overall material weight.



Low noise

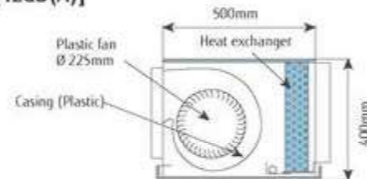
Models : ARXC36

Cutting off the corners of the conventional indoor unit front panel and fan casing, has enabled less turbulent air flow. Low noise is realized by adopting a plastic case and a plastic fan.



ARXC36GBTH : Plastic fan [42dB(A)]

* Model : Material (At 100 Pa : Actual noise measurement value)



Low energy consumption by high efficiency DC fan motor

Improved motor efficiency from previous model.



Model:
ARXC36GBTH / ARXC72GBTH / ARXC90GBTH / ARXC96GATH



Specifications

Model name	ARXC36GBTH		ARXC72GBTH		ARXC90GBTH		ARXC96GATH	
Power source	Single phase, 220-240V, 60Hz							
Capacity	Cooling	kW	11.2	22.4	25.0	28.0	28.0	31.5
	Heating	kW	12.5	25.0	28.0	31.5	31.5	35.0
Input power		W	207	681	819	838	838	838
Airflow rate	High	m ³ /h (l/s)	1,990 (553)	3,900 (1,083)	4,300 (1,195)	4,850 (1,347)	4,850 (1,347)	5,400 (1,500)
	Med	m ³ /h (l/s)	1,680 (467)	3,300 (917)	4,000 (1,111)	4,250 (1,181)	4,250 (1,181)	4,750 (1,320)
	Low	m ³ /h (l/s)	1,330 (369)	3,000 (833)	3,500 (972)	3,600 (1,000)	3,600 (1,000)	4,000 (1,111)
Static pressure range		Pa	0 to 200	0 to 300	0 to 300	0 to 300	0 to 300	0 to 300
Standard static pressure		Pa	100	150	150	150	150	150
Sound pressure level	High	dB (A)	42	47	48	48	48	48
	Med	dB (A)	36	43	46	46	46	46
	Low	dB (A)	32	40	44	44	44	44
Dimensions (H x W x D)	mm		400 x 1,050 x 500	450 x 1,587 x 700	450 x 1,587 x 700	550 x 1,587 x 700	550 x 1,587 x 700	550 x 1,587 x 700
Weight	kg(lbs)		40 (88)	84 (185)	84 (185)	105 (231)	105 (231)	105 (231)
Connection pipe diameter	Liquid	mm	9.52 (Flare)	12.70 (Brazing)	12.70 (Brazing)	12.70 (Brazing)	12.70 (Brazing)	12.70 (Brazing)
	Gas	mm	19.05 (Flare)	22.22 (Brazing)	22.22 (Brazing)	22.22 (Brazing)	22.22 (Brazing)	22.22 (Brazing)
Drain hose diameter (I.D./O.D.)			25 / 32					

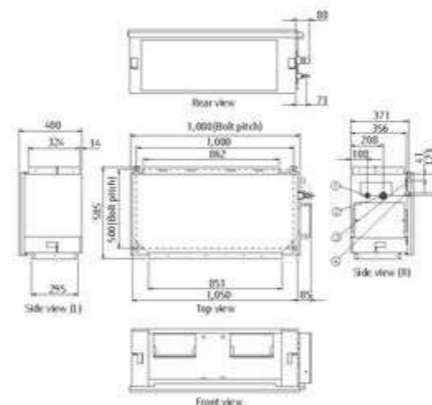
Note : Specifications are based on the following conditions.
Cooling : Indoor temperature of 27°CDB / 19°CWB, and outdoor temperature of 35°CDB / 24°CWB.
Heating : Indoor temperature of 20°CDB / (15°CWB), and outdoor temperature of 7°CDB / 6°CWB.
Pipe length : 7.5 m; Height difference between outdoor unit and indoor unit : 0 m. Voltage : 230 [V].

Optional parts

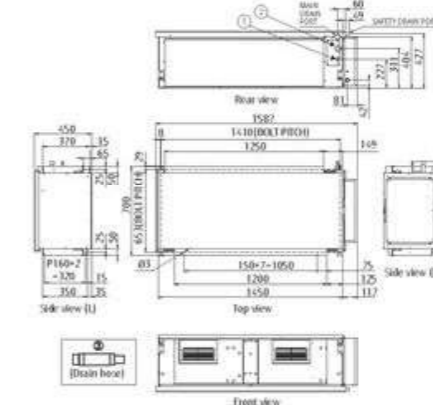
Long-Life Filter : UTD-LF60KA (For ARXC36)
IR Receiver Unit : UTB-YWC
Remote Sensor Unit : UTY-XSZX

Dimensions (Unit: mm)

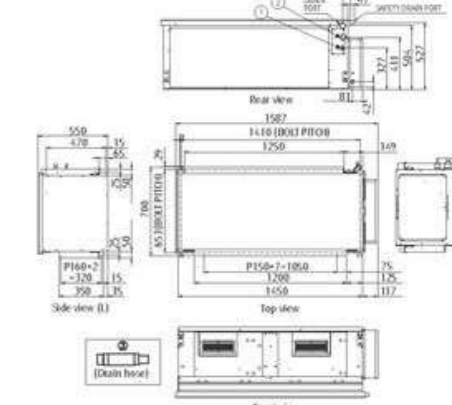
Models: ARXC36



Models: ARXC72 / ARXC90



Models: ARXC96



- ① Refrigerant piping flare connection (Liquid)
- ② Refrigerant piping flare connection (Gas)
- ③ Drain piping connection

- ① Refrigerant pipe flare connection (Liquid)
- ② Refrigerant pipe flare connection (Gas)
- ③ Drain hose

- ① Refrigerant pipe flare connection (Liquid)
- ② Refrigerant pipe flare connection (Gas)
- ③ Drain hose

High Static Pressure Duct



Feature

Easy installation (Compact size & Lightweight)

A compact size and lightweight indoor unit has been developed by reducing the basic chassis and the overall material weight.



Static pressure selection

Models : ARKC45 / ARKC60

2 Types of static pressure mode are selectable.

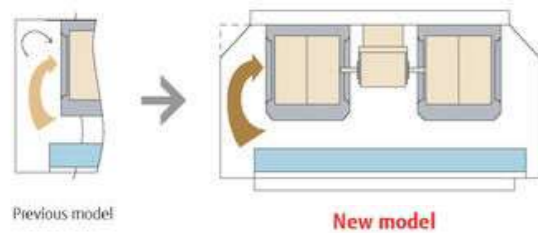
Maximum
250 Pa



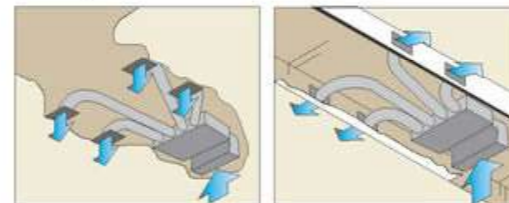
Low noise

Models : ARKC45 / ARKC60

Cutting off the corners of the conventional indoor unit front panel and fan casing, has enabled less turbulent air flow. Low noise is realized by adopting a plastic case and a plastic fan.



Installation styles



Model:
ARXC45GATH / ARXC60GATH



Specifications

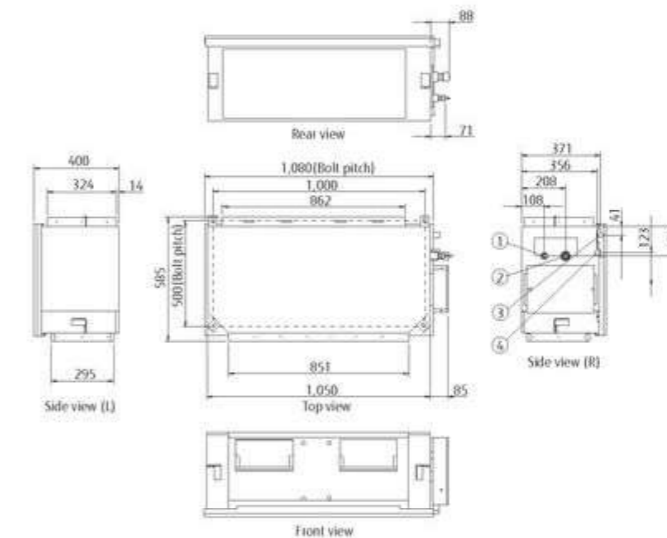
Model name		ARKC45GATH	ARKC60GATH
Power source		Single phase, 220-240V, 60Hz	
Capacity	Cooling	12.5	18.0
	Heating	14.0	20.0
Input power		715	730
Airflow rate	High	3,500 (972)	3,500 (972)
	Med	3,000 (833)	3,000 (833)
	Low	2,460 (683)	2,460 (683)
Static pressure range		100 to 250	100 to 250
Standard static pressure		100	100
Sound pressure level	High	49	49
	Med	45	45
	Low	42	42
Dimensions (H x W x D)		400 x 1,050 x 500	400 x 1,050 x 500
Weight		46 (101)	46 (101)
Connection pipe diameter	Liquid (Flare)	9.52 (Flare)	9.52 (Flare)
	Gas (Flare)	19.05 (Flare)	19.05 (Flare)
Drain hose diameter (I.D./O.D.)		25 / 32	

Note : Specifications are based on the following conditions.
Cooling : Indoor temperature of 27°CDB / 19°CWB, and outdoor temperature of 35°CDB / 24°CWB.
Heating : Indoor temperature of 20°CDB / (15°CWB), and outdoor temperature of 7°CDB / 6°CWB.
Pipe length : 7.5 m; Height difference between outdoor unit and indoor unit : 0 m. Voltage : 230 [V].

Optional parts

Long-Life Filter : UTD-LF60KA
IR Receiver Unit : UTB-YWC
Remote Sensor Unit : UTY-XSZX

Dimensions (Unit: mm)



- ① Refrigerant pipe flare connection (Liquid)
- ② Refrigerant pipe flare connection (Gas)
- ③ Drain hose connection

Floor/Ceiling



Feature

Flexible installation

Example for floor installation

Floor console



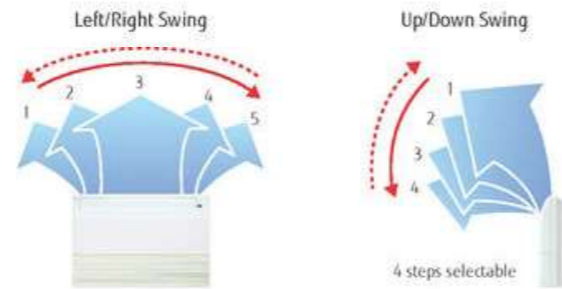
Example for ceiling installation

Under ceiling



Double auto swing

A combination of up/down and right/left directional swing allows three-dimensional air direction control.




High power DC fan motor

- High power
- Wide rotation range
- High efficiency



Compact design

Symmetrical, slim and compact design.



Model:
ABHA12GATH / ABHA14GATH / ABHA18GATH / ABHA24GATH



Floor standing



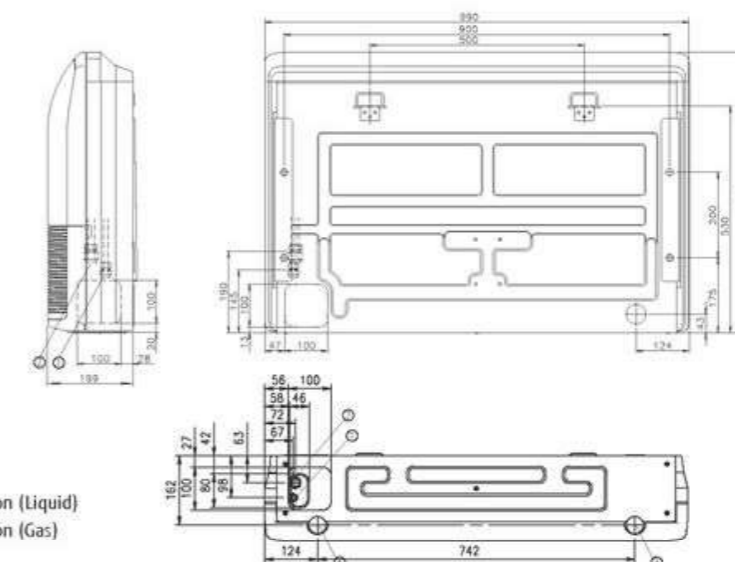
Specifications

Model name			ABHA12GATH	ABHA14GATH	ABHA18GATH	ABHA24GATH
Power source			Single phase, 220-240V, 60Hz			
Capacity	Cooling	kW	3.6	4.5	5.6	7.1
	Heating	kW	4.0	5.0	6.3	8.0
Input power		W	30	42	74	99
Airflow rate	High	m ³ /h (US)	660 (183)	780 (216)	1,000 (277)	1,000 (277)
	Med	m ³ /h (US)	570 (158)	640 (177)	720 (199)	820 (227)
	Low	m ³ /h (US)	490 (136)	550 (152)	580 (161)	680 (188)
Sound pressure level	High	dB (A)	36	40	46	47
	Med	dB (A)	32	36	39	42
	Low	dB (A)	28	34	35	37
Dimensions (H × W × D)		mm	199 × 990 × 655	199 × 990 × 655	199 × 990 × 655	199 × 990 × 655
Weight		kg(lbs)	25 (55)	26 (57)	26 (57)	27 (59)
Connection pipe diameter	Liquid (Flare)	mm	6.35	6.35	9.52	9.52
	Gas (Flare)	mm	12.70	12.70	15.88	15.88
Drain hose diameter (I.D./O.D.)			25 / 32			

Note : Specifications are based on the following conditions.
Cooling : Indoor temperature of 27°CDB / 19°CWB, and outdoor temperature of 35°CDB / 24°CWB.
Heating : Indoor temperature of 20°CDB / (15°CWB), and outdoor temperature of 7°CDB / 6°CWB.
Pipe length : 7.5 m; Height difference between outdoor unit and indoor unit : 0 m. Voltage : 230 [V].

Optional parts

Dimensions (Unit: mm)



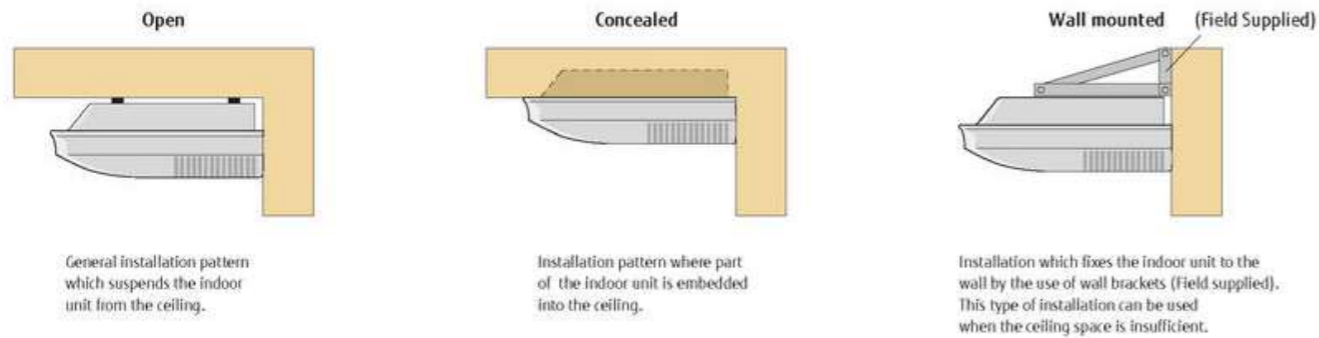
- ① Refrigerant piping flare connection (Liquid)
- ② Refrigerant piping flare connection (Gas)
- ③ Drain piping connection

Ceiling



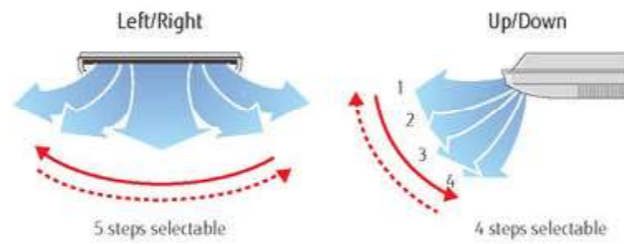
Feature

Installation



Double auto swing and wide airflow

Auto airflow direction and auto swing



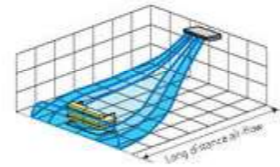
High power DC fan motor

- High power
- Wide rotation range
- High efficiency

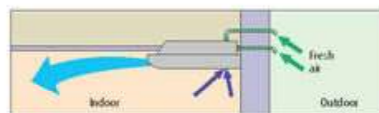


Long airflow

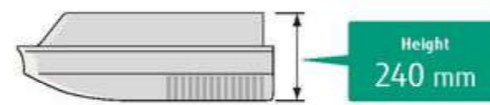
Long Airflow ensures comfort to every corner of a large room.



Fresh air intake



Slim & Compact design



Model:
ABHA30GATH / ABHA36GATH / ABHA45GATH / ABHA54GATH



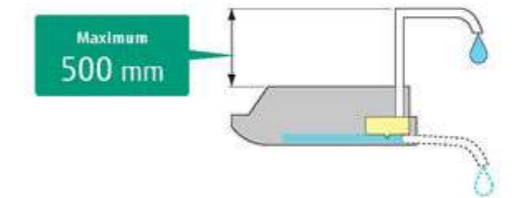
Specifications

Model name		ABHA30GATH	ABHA36GATH	ABHA45GATH	ABHA54GATH
Power source		Single phase, 220-240V, 60Hz			
Capacity	Cooling	9.0	11.2	12.5	14.0
	Heating	10.0	12.5	14.0	16.0
Input power		66	85	131	180
Airflow rate	High	1,630 (452)	1,690 (469)	2,010 (558)	2,270 (629)
	Med	1,370 (379)	1,400 (389)	1,600 (444)	1,780 (493)
	Low	1,140 (316)	1,170 (325)	1,230 (342)	1,280 (355)
Sound pressure level	High	42	45	48	51
	Med	38	38	42	45
	Low	33	34	35	36
Dimensions (H x W x D)		240 x 1,660 x 700	240 x 1,660 x 700	240 x 1,660 x 700	240 x 1,660 x 700
Weight		46 (101)	48 (106)	48 (106)	48 (106)
Connection pipe diameter	Liquid (Flare)	9.52	9.52	9.52	9.52
	Gas (Flare)	15.88	19.05	19.05	19.05
Drain hose diameter (I.D./O.D.)		25 / 32			

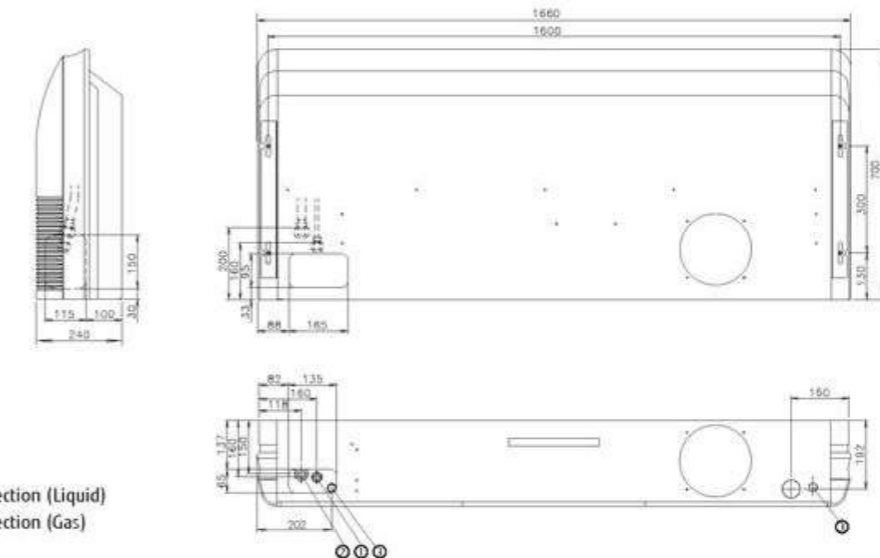
Note : Specifications are based on the following conditions.
Cooling : Indoor temperature of 27°CDB / 19°CWB, and outdoor temperature of 35°CDB / 24°CWB.
Heating : Indoor temperature of 20°CDB / (15°CWB), and outdoor temperature of 7°CDB / 6°CWB.
Pipe length : 7.5 m; Height difference between outdoor unit and indoor unit : 0 m. Voltage : 230 [V].

Optional parts

Drain Pump Unit : UTR-DPB24T
Flange : UTD-RF204



Dimensions (Unit: mm)



- ① Refrigerant piping flare connection (Liquid)
- ② Refrigerant piping flare connection (Gas)
- ③ Drain piping connection

Wall-mounted type



Feature

Filter features

High performance filter provides high quality air conditioning



Long-life* Ion Deodorization Filter

The filter deodorizes by powerfully decomposing absorbed odors using the oxidizing and reducing effects of ions generated by the ultra-fine-particle ceramic.

(*The filter can be used for approx. 3 years if it is washed under water to restore its surface action when it is dirty.)

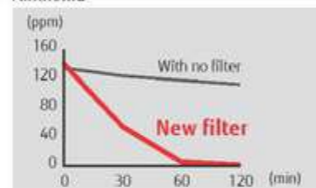


Apple-catechin Filter

Fine dust, invisible mold spores, and harmful microorganisms are absorbed onto the filter by static electricity, and further growth is inhibited and deactivated by the polyphenol extracted from apples.

Deodorizing effect (Odor reduction rate)

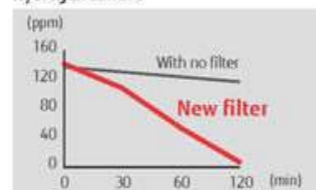
Ammonia



Trimethylamine



Hydrogen sulfate




High performance filters have been thoroughly tested by the Environmental Sanitary Inspection Center using an advanced Deodorization Test.

Compact size

Powerful output even compact design

Though the indoor unit is compact, it features a large, high pressure cross fan (90 mm diameter) in a centre mounted configuration and a Lambda type heat exchanger to provide plenty of power.



High power DC fan motor

- High power
- Wide rotation range
- High efficiency
- Compact size



Easy maintenance

Easy maintenance has been realized as the front panel can be removed for easy access.



Open panel

Model:(EEV internal)

ASHA07GATH / ASHA09GATH / ASHA12GATH / ASHA14GATH



Specifications

Model name			ASHA07GATH	ASHA09GATH	ASHA12GATH	ASHA14GATH
Power source			Single phase, 220-240V, 60Hz			
Capacity	Cooling	kW	2.2	2.8	3.6	4.5
	Heating	kW	2.8	3.2	4.1	5.0
Input power	W		17	18	22	34
Airflow rate	High	m ³ /h (US)	490 (136)	500 (139)	560 (156)	670 (186)
	Med	m ³ /h (US)	450 (125)	450 (125)	480 (133)	490 (136)
	Low	m ³ /h (US)	370/420*1 (103/117*1)	370/420*1 (103/117*1)	420 (117)	420 (117)
Sound pressure level	High	dB (A)	35	36	39	44
	Med	dB (A)	33	33	35	37
	Low	dB (A)	27 / 31*1	27 / 31*1	31	32
Dimensions (H × W × D)	mm		275 × 790 × 215	275 × 790 × 215	275 × 790 × 215	275 × 790 × 215
Weight	kg(lbs)		9 (20)	9 (20)	9 (20)	9 (20)
Connection pipe diameter	Liquid (Flare)	mm	6.35	6.35	6.35	6.35
	Gas (Flare)	mm	12.70	12.70	12.70	12.70
Drain hose diameter (I.D./O.D.)			13.8 / 15.8 to 16.7			

Note : Specifications are based on the following conditions.

Cooling : Indoor temperature of 27°CDB / 19°CWB, and outdoor temperature of 35°CDB / 24°CWB.

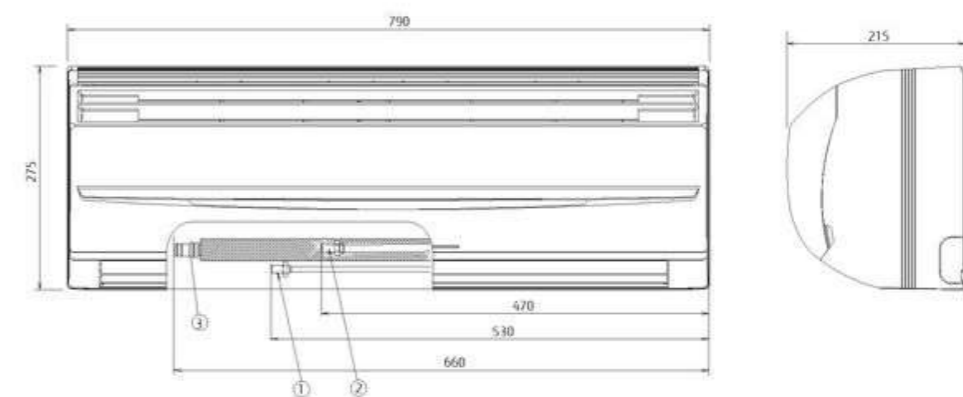
Heating : Indoor temperature of 20°CDB / 15°CWB, and outdoor temperature of 7°CDB / 6°CWB.

Pipe length : 7.5 m; Height difference between outdoor unit and indoor unit : 0 m. Voltage : 230 [V].

*1 : This value is under cooling operation.

Optional parts

Dimensions (Unit: mm)



① Refrigerant piping flare connection (Liquid)

② Refrigerant piping flare connection (Gas)

③ Drain piping connection

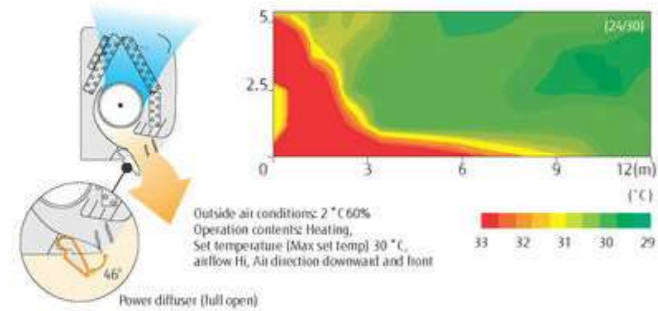
Wall-mounted type



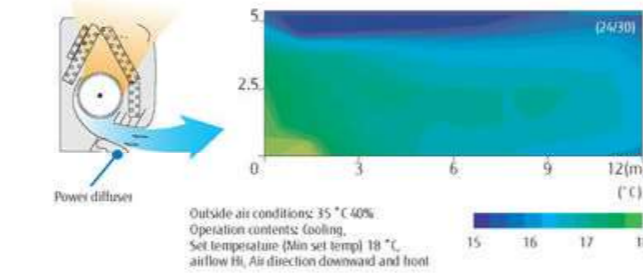
Feature

More comfort airflow by adopting power diffuser

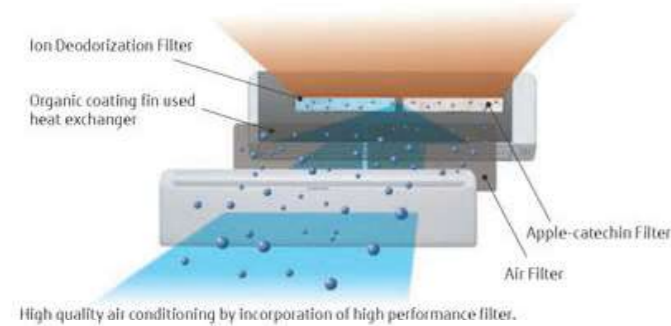
"Vertical airflow" provides powerful floor level heating



"Horizontal airflow" does not blow cool air directly at the occupants in the room



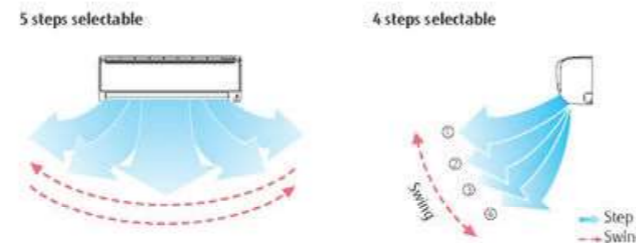
Air conditioner filter features



- Ion Deodorization Filter**
The filter deodorizes by powerfully decomposing absorbed odors using the oxidizing and reducing effects of ions generated by the ultra-fine-particle ceramic.
- Apple-catechin Filter**
Apple-catechin filter uses static electricity to clean fine particles and dust in the air.

Double auto swing

A combination of up/down and right/left directional swing allows three-dimensional air direction control.



Model:
ASHA18GATH / ASHA24GATH / ASHA30GATH



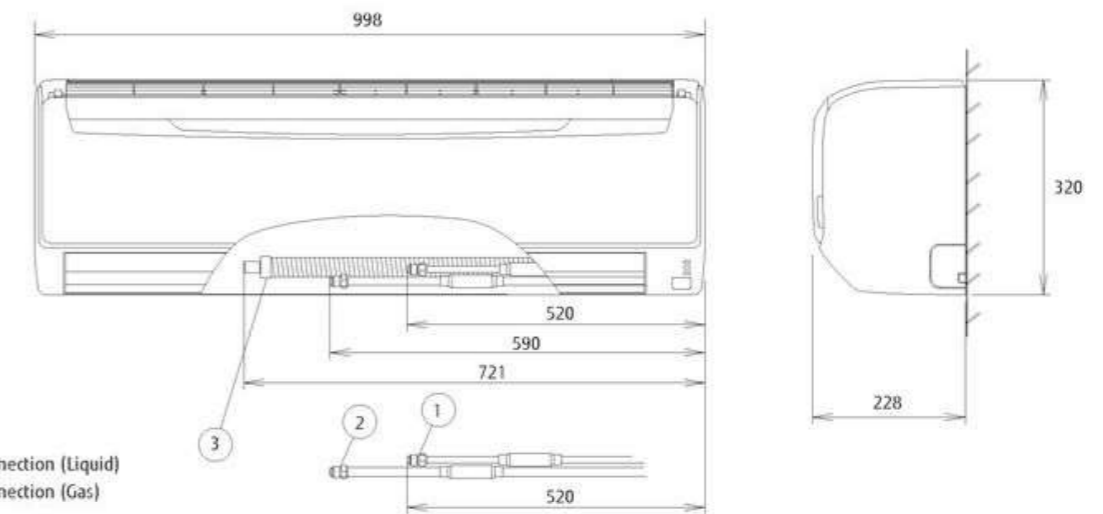
Specifications

Model name		ASHA18GATH	ASHA24GATH	ASHA30GATH
Power source		Single phase, 220-240V, 60Hz		
Capacity	Cooling	5.6	7.1	8.0
	Heating	6.3	8.0	9.0
Input power		32	60	91
Airflow rate	High	840 (233)	1,100 (305)	1,240 (343)
	Med	770 (213)	910 (252)	980 (271)
	Low	690 (191)	730 (202)	770 (213)
Sound pressure level	High	41	48	52
	Med	39	43	45
	Low	35	35	35
Dimensions (H × W × D)		320 × 998 × 228	320 × 998 × 228	320 × 998 × 228
Weight		15 (33)	15 (33)	15 (33)
Connection pipe diameter	Liquid (Flare)	9.52	9.52	9.52
	Gas (Flare)	15.88	15.88	15.88
Drain hose diameter (I.D./O.D.)		12 / 16		

Note : Specifications are based on the following conditions.
Cooling : Indoor temperature of 27°CDB / 19°CWB, and outdoor temperature of 35°CDB / 24°CWB.
Heating : Indoor temperature of 20°CDB / 15°CWB, and outdoor temperature of 7°CDB / 6°CWB.
Pipe length : 7.5 m; Height difference between outdoor unit and indoor unit : 0 m. Voltage : 230 [V].

Optional parts

Dimensions (Unit: mm)



- ① Refrigerant piping flare connection (Liquid)
- ② Refrigerant piping flare connection (Gas)
- ③ Drain piping connection



BEST CONTROL SOLUTION FOR EACH PROPERTY

Fujitsu General provides the best control solutions suitable for the various properties.

SHOP

Type	Individual Control			Centralized Control		Integrating Control (Interface)		
	Wired Remote Controller UTY-RNRGZ5, UTY-RLRG, UTY-RCRGZ1, UTY-RCRGZ1K	Central Remote Controller UTY-DCGGZ2	System Controller UTY-APGXZ1, UTY-ALGXZ1	Network Converter for LonWorks® UTY-VLGX	MODBUS® Converter UTY-VMGX	KNX® Converter UTY-VKGX		
Automatic control of A/C (Schedule timer, Weekly timer etc.)	●	●	●					
Limited control for staff (RC Prohibition, Room temp set point limitation etc.)		●	●	●	●	●		
Group Control		●	●					
Advanced Energy Saving (Peak cut, Indoor unit lead lag operation etc.)			●					
Remote Management			●					
Manage multiple sites			●					
Monitor energy consumption			●					
Control third party products			●					
Integrate FGL A/C into BMS				●	●	●		

HOTEL

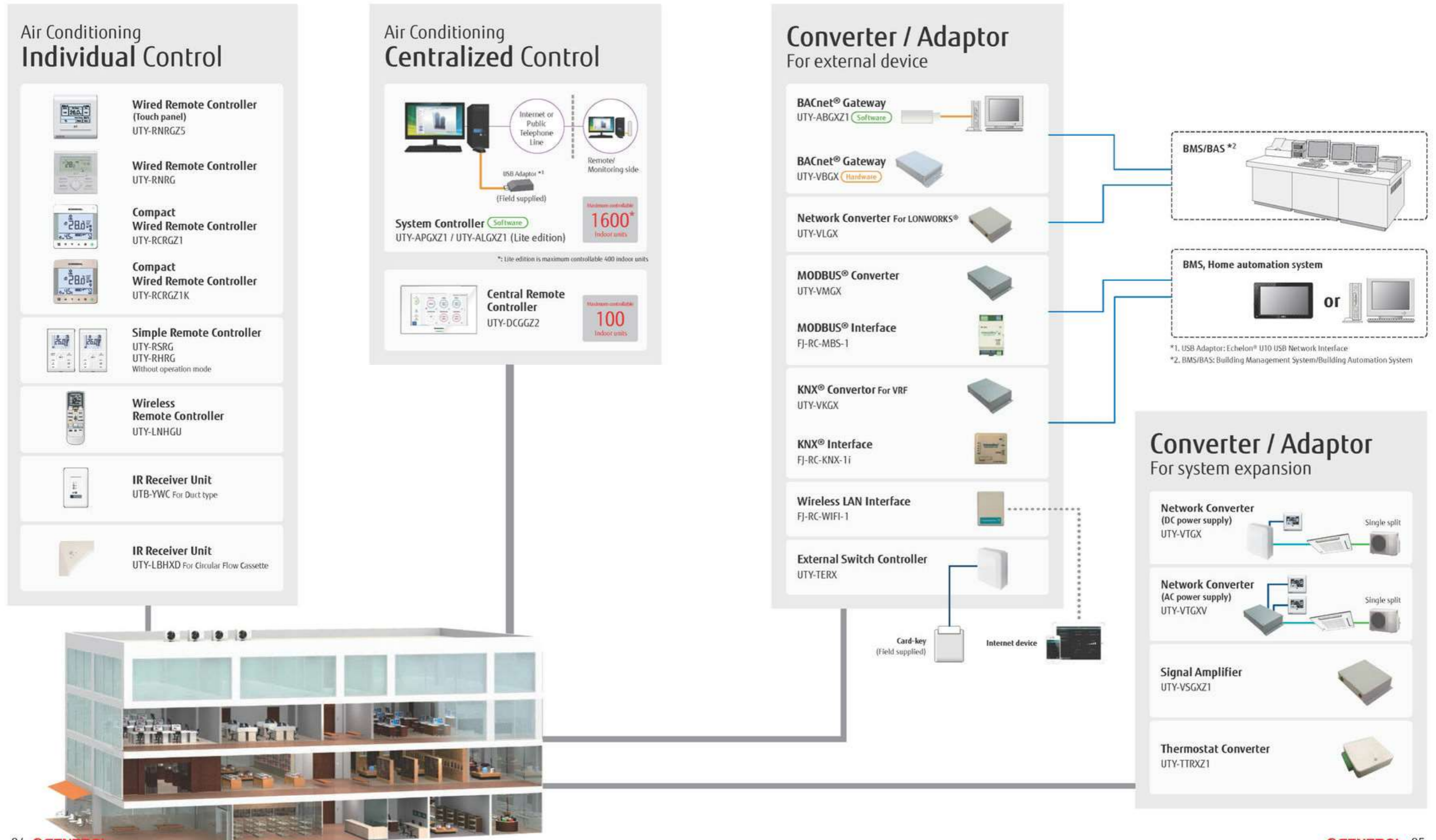
Type	Individual Control			Centralized Control		Integrating Control (Interface)				
	Wired Remote Controller UTY-RNRGZ5, UTY-RLRG, UTY-RCRGZ1, UTY-RCRGZ1K	Simple Remote Controller UTY-RSRG, UTY-RHRG	Wireless Remote Controller UTY-LNHR	Central Remote Controller UTY-DCGGZ2	System Controller UTY-APGXZ1, UTY-ALGXZ1	BACnet® Gateway UTY-ABGXZ1, UTY-VBGX	Network Converter for LonWorks® UTY-VLGX	MODBUS® Converter UTY-VMGX	KNX® Converter UTY-VKGX	External Switch Controller UTY-TERX
Local control for hotel guest	●	●	●							
Centralized A/C control for common space				●	●	●	●	●	●	
Limited control for hotel guests				●	●	●	●	●	●	
Remote Management					●					
Advanced Energy Saving (Peak cut, Indoor unit lead lag operation etc.)					●	●				
Monitor energy consumption					●					
Control third party products					●					
Integrate FGL A/C into BMS						●	●	●	●	
Interlock with window contact										●
Interlock with key-card										●

OFFICE











Type	Individual Control			Centralized Control		Integrating Control (Interface)				
	Wired Remote Controller UTY-RNRGZ5, UTY-RLRG, UTY-RCRGZ1, UTY-RCRGZ1K	Simple Remote Controller UTY-RSRG, UTY-RHRG	Wireless Remote Controller UTY-LNHR	Central Remote Controller UTY-DCGGZ2	System Controller UTY-APGXZ1, UTY-ALGXZ1	BACnet® Gateway UTY-ABGXZ1, UTY-VBGX	Network Converter for LonWorks® UTY-VLGX	MODBUS® Converter UTY-VMGX	KNX® Converter UTY-VKGX	External Switch Controller UTY-TERX
Local control for office staff	●	●	●	●						
Automatic control of A/C (Schedule timer, Weekly timer etc.)	●		●	●	●	●				
Centralized A/C control for management				●	●	●	●	●	●	
Limited control for office staff (RC Prohibition, Room temp set point limitation etc.)				●	●	●	●	●	●	
Advanced Energy Saving (Peak cut, Indoor unit lead lag operation etc.)					●	●				
Remote Management					●					
Energy Charge Apportionment					●	●				
Monitor energy consumption					●					
Control third party products					●					
Integrate FGL A/C into BMS						●	●	●	●	
Interlock with door contact										●
Interlock with human sensor for meeting room										●

CONTROL SYSTEM OVERVIEW

User's needs are supported by offering a variety of controls, such as individual control, central control and building management control options.




COMPARISON TABLE OF CONTROLLERS

Item											
	Wired Remote Controller (Touch panel)	Wired Remote Controller	Compact Wired Remote Controller	Compact Wired Remote Controller	Simple Remote Controller	Simple Remote Controller ^{*1}	Wireless Remote Controller	Central Remote Controller	System Controller Lite	System Controller	
	UTY-RNRGZ5	UTY-RLRG	UTY-RCRGZ1	UTY-RCRGZ1	UTY-RSRG	UTY-RHRG	UTY-LNHGU	UTY-DCGGZ2	UTY-ALGXZ1	UTY-APGXZ1	
Model name											
Max. controllable remote controller groups	1	1	1	1	1	1	1	100	400	1600	
Max. controllable indoor units	16	16	1	1	16	16	16	100	400	1600	
Max. controllable groups	-	-	-	-	-	-	-	50	400	1600	
Air conditioning control function	On / Off	●	●	●	●	●	●	●	●	●	
	Operation mode setting	●	●	●	●	●	-	●	●	●	
	Fan speed setting	●	●	●	●	●	●	●	●	●	
	Room temp. setting	●	●	●	●	●	●	●	●	●	
	Room temp. set point limitation	●	●	-	-	●	●	-	●	●	
	Test operation	●	●	●	●	●	●	-	-	-	
	Up/down air direction flap setting	●	●	●	●	●	●	●	●	●	
	Right/left air direction flap setting	●	●	●	●	-	-	●	●	●	
	Individual louver control	●	-	●	●	-	-	-	● ^{*2}	-	-
	Group setting	-	-	-	-	-	-	-	●	●	
	RC prohibition	-	-	-	-	-	-	-	●	●	
	Anti freeze setting	●	-	●	●	-	-	-	●	●	
	Set temp. auto return	●	●	-	-	-	-	-	-	-	
	Economy mode setting	●	●	●	●	-	-	●	●	●	
	Human sensor control	●	-	-	-	-	-	-	●	●	
	Display	Error	●	●	●	●	●	-	●	●	●
Defrosting		●	●	●	●	●	●	●	●	●	
Current time		●	●	-	-	-	-	●	●	●	
Day of the week		●	●	-	-	-	-	●	●	●	
R.C. prohibition		●	●	●	●	●	●	●	●	●	
Address display		●	●	●	●	●	●	-	●	●	
Room temp.		●	-	●	●	●	●	● ^{*3}	● ^{*3}	● ^{*3}	
Multi-language		●	-	-	-	-	-	●	●	●	
Summer time		●	-	-	-	-	-	●	●	●	
Name registration		●	-	-	-	-	-	●	●	●	
Backlight		●	-	●	●	●	●	●	-	-	
2D floor layout / 3D building display		-	-	-	-	-	-	-	-	-	
Refrigerant leakage detection function		-	-	-	-	-	-	●	●	●	
Timer		Schedule timer	Period	Week	Week	-	-	-	Week	Year	Year
			On/off, Temp, Mode, Times per day	8	4	-	-	-	20	144	144
		On/off timer	●	●	● (OFF only)	● (OFF only)	-	-	●	-	-
	Sleep timer	-	-	-	-	-	-	●	-	-	
	Program timer	-	-	-	-	-	-	●	-	-	
	Auto off timer	●	●	-	-	-	-	●	-	-	
	Day off	●	●	-	-	-	-	●	●	●	
Min. unit of timer setting (Minutes)	10 • 30	30	-	-	-	-	5	10	10		
Control	Status monitoring system	-	-	-	-	-	-	●	●	●	
	Electricity charge apportionment	-	-	-	-	-	-	-	○	●	
	Error history	●	●	-	-	-	-	●	●	●	
	Emergency stop	-	-	-	-	-	-	● ^{*2}	-	-	
	Remote management	-	-	-	-	-	-	●	○	●	
	Energy saving management	-	-	-	-	-	-	-	○	○	
	E-mail notification for malfunction	-	-	-	-	-	-	●	●	●	
	Key lock	● Child lock	● Child lock	-	-	-	-	-	● Password setting	● Password setting	● Password setting
Low noise mode	-	-	-	-	-	-	-	●	●		

*1 "Operation mode" setting is not available for this model.
 *2 This function is available only through external input control.
 *3 This function is available only when using wired remote controller.
 *4 Equipped only with individual air volume batch reset.
 ●: Supported ○: Optional function - -: Not supported yet

Accurate and comfortable control

- Indoor temperature can be detected accurately by the inclusion of a thermo sensor in the body of the wired controller.



Room temperature sensor

Room temperature display

Backlight

- Backlight enable easy operation in a darkened room.
- For the lighting time of Backlight, 30 or 60 seconds can be set.
- Backlight activates while the buttons are operated and goes off 30 or 60 seconds after the operation stops.



Summer Time display

- This function can be set easily from Menu screen



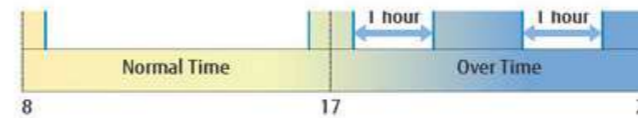
Child lock

- Lock / unlock method: Push the ON/OFF button and the screen (4 seconds)



Name Registration

- Remote controller names can be registered in the remote controller screen. This makes it easy to identify the indoor unit you want to control in the room.



Ex.) At interval time hour (17:00 to 24:00) to prevent forgetting to turn off
Set off time : 1 hour

2 schedules Weekly Timer

- 2 schedules such as for the summer and winter can be set.
- 8 setting changeable per day of the week (Setting items: On/Off, Temperature, Mode, Time)



Set Temperature Auto Return

- The setting temperature automatically returns to the previous setting temperature.
- The time range in which the set temperature can be changed is 10 to 120 minutes.

Set Temperature Upper and Lower Limit Setting

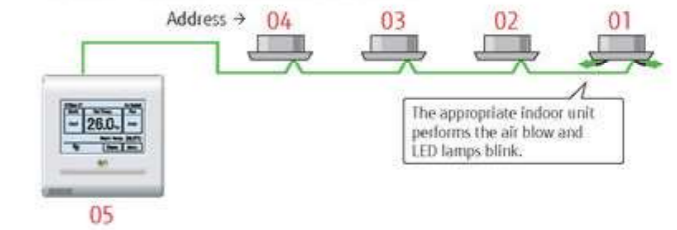
- The set temperature range can be set for each operation mode. (Cooling / Heating / Auto).

Specifications

Model name	UTY-RNRGZ5	
Power Supply	DC 12V	
Dimensions (H x W x D)	mm	120 x 120 x 20.4
Weight	g	220

DC12V is supplied by Indoor unit.

After auto address setting of new wired remote controller groups, what number can also confirm addresses



Easy Maintenance

Error History Display

- The errors that occur in the indoor unit or remote controller are saved as a history.
- A maximum of 32 error incidents can be saved.

